


Door Levers

Two classic 1960's inspired Door Levers designed to work in conjunction with the Rosettes & Backplates to be found in sections ST3 & ST4.

Complementary Thumb Turns can be found in section ST7.



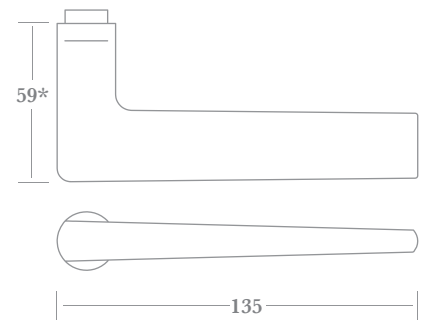
RH shown

▲ 7741



▲ with 49 series multipoint plate

▲ shown with 7844B rosette



* total projection: add 7mm for rosette, 6mm for backplate with flush collar & 10mm for plate with raised collar.

Fixings

Supplied with 8mm x 110mm stainless steel lockpoint spindle and M6 grubscrew (64mm max. door thickness); alternative spindle lengths and functions are available - see pages ST6:070 & 080.

Installation instructions supplied.

How to Order

Split Finish Sets - order as singles

1) select LEVER (e.g. 7741)

2) add FINISH (e.g. 7741PC)

If single lever only required add HANDING (e.g. 7741PC/RH).

For single lever as exterior pairing with a CREMONE BOLT add CM to code (e.g. 7741PC/CM) - see DB3:200.

Backplates and Rosettes ordered separately - see sections ST3 and ST4.

Finishes - See our price list or website for finish availability.



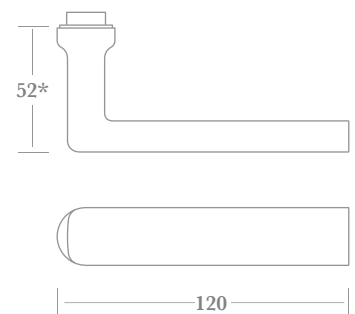
RH shown

▲ 7742



▲ with 49 series multipoint plate

▲ shown with 7845B rosette



* total projection: add 7mm for rosette, 6mm for backplate with flush collar & 10mm for plate with raised collar.

Door Levers

Two Art Deco inspired contemporary Door Levers designed to work in conjunction with the Rosettes & Backplates to be found in sections ST3 & ST4.

Complementary Thumb Turns can be found in section ST7.



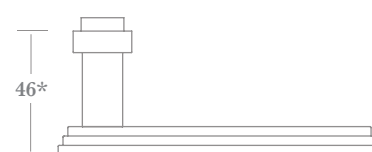
RH shown

▲ 7729



▲ shown with
3261A plate

▲ shown with
7842B rosette



46*




120

* total projection: add rosette or backplate thickness including collar.



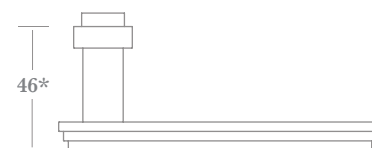
RH shown

▲ 7728




▲ shown with
5927C/R03 plate

▲ shown with
7842A rosette



46*



120

* total projection: add rosette or backplate thickness including collar.

Fixings

Supplied with 8mm x 110mm stainless steel lockpoint spindle and M6 grubscrew (64mm max. door thickness); alternative spindle lengths and functions are available - see pages ST6:070 & 080.

Installation instructions supplied.

How to Order

Split Finish Sets -
order as singles

1) select LEVER (e.g. 7728)

PLEASE NOTE: To work with Sprung Rosettes, the Lever needs to be machined to fit and 'SPG' must be added to the code eg. 7728SPG/...

2) add FINISH (e.g. 7728PC)

If single lever only required add HANDING (e.g. 7728PC/RH).

For single lever as exterior pairing with a CREMONE BOLT add CM to code (e.g. 7728PC/CM) - see DB3:200.

Backplates and Rosettes ordered separately - see sections ST3 and ST4.

Finishes - See our price list or website for finish availability.


UPDATED
04/24

ST1:020

Door Levers

Four classic Art Deco period Door Levers designed to work in conjunction with the Rosettes & Backplates to be found in sections ST3 & ST4.

Complementary Thumb Turns can be found in section ST7.



Fixings

Supplied with 8mm x 110mm stainless steel lockpoint spindle and M6 grubscrew (64mm max. door thickness); alternative spindle lengths and functions are available - see pages ST6:070 & 080.

Installation instructions supplied.

How to Order

Split Finish Sets -
order as singles

1) select LEVER design (e.g. **7734**)

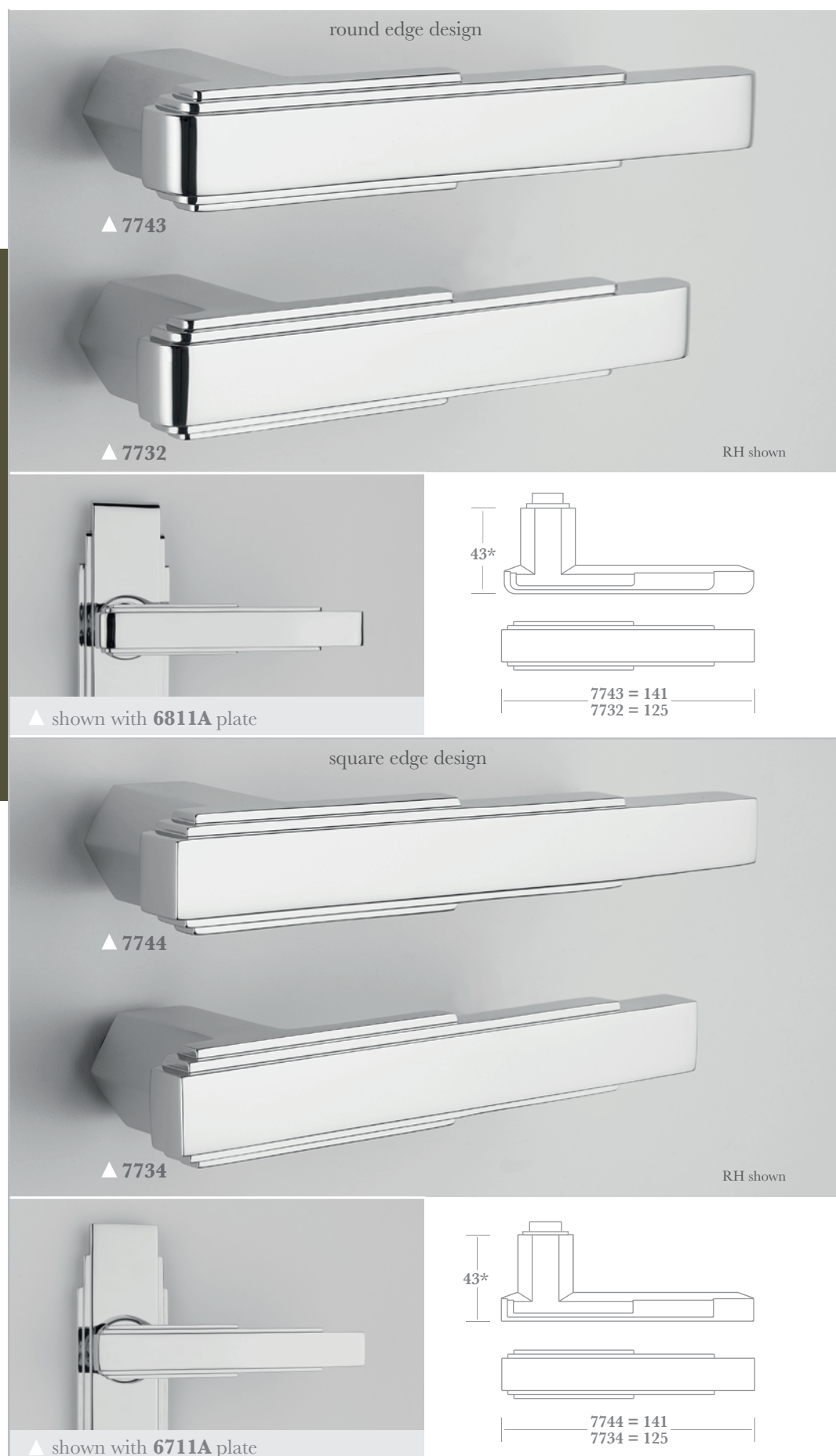
2) add FINISH (e.g. **7734PC**)

If single lever only required add HANDING (e.g. **7734PC/RH**).

For single lever as exterior pairing with a CREMONE BOLT add CM to code (e.g. **7734PC/CM**) - see DB3:200.

Backplates and Rosettes ordered separately - see sections ST3 and ST4.

Finishes - See our price list or website for finish availability.



* total projection: add 7mm for rosette & 6mm for backplate. Lever design is suitable for use with backplates fitted with either type G flush collar or type J raised collar (other raised collar designs are not recommended).

UPDATED
06/22

ST1:030

Door Levers

Traditional period Door Lever with rope knurled detailing designed to work in conjunction with the Rosettes & Backplates to be found in sections ST3 & ST4. Complementary Thumb Turns can be found in section ST7.



Fixings

Supplied with 8mm x 110mm stainless steel lockpoint spindle and M6 grub screw (64mm max. door thickness); alternative spindle lengths and functions are available - see pages ST6:070 & 080.

Installation instructions supplied.

How to Order

Split Finish Sets -
order as singles

1) select LEVER (e.g. **7774**)

2) add FINISH (e.g. **7774PC**)

If single lever only required add HANDING (e.g. **7774PC/RH**).

For single lever as exterior pairing with a CREMONE BOLT add CM to code (e.g. **7774PC/CM**) - see DB3:200.

Backplates and Rosettes ordered separately - see sections ST3 and ST4.

Finishes - See our price list or website for finish availability.



▲ **7774**



▲ **7775**

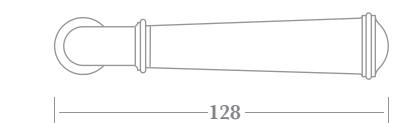
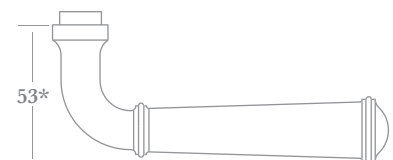


▲ **7764**



▲ **7774** shown with **6011A** plate

▲ **7774** shown with **7846B** rosette



* total projection: add 7mm for rosette, 6mm for backplate with flush collar & 10mm for plate with raised collar.

Door Levers

Four traditional period Door Levers designed to work in conjunction with the Rosettes & Backplates to be found in sections ST3 & ST4.

Complementary Thumb Turns can be found in section ST7.



Fixings

Supplied with 8mm x 110mm stainless steel lockpoint spindle and M6 grub screw (64mm max. door thickness); alternative spindle lengths and functions are available - see pages ST6:070 & 080.

Installation instructions supplied.

How to Order

Split Finish Sets -
order as singles

- 1) select LEVER (e.g. **7769**)
- 2) add FINISH (e.g. 7769**PC**)

If single lever only required add HANDING (e.g. 7769**PC/RH**).

For single lever as exterior pairing with a CREMONE BOLT add CM to code (e.g. 7769**PC/CM**) - see DB3:200.

Backplates and Rosettes ordered separately - see sections ST3 and ST4.

Finishes - See our price list or website for finish availability.



▲ 7768




▲ 7769



▲ 7770

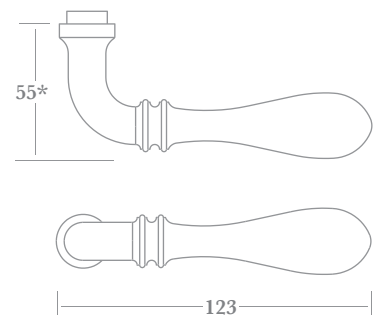


▲ 7771



▲ 7770 shown with
6011A plate

▲ 7771 shown with
7847B rosette




* total projection: add 7mm for rosette, 6mm for backplate with flush collar & 10mm for plate with raised collar.

Door Levers

One traditional period, and one 1960's inspired, Door Lever - both designed to work in conjunction with the Rosettes & Backplates to be found in sections ST3 & ST4.

Complementary Thumb Turns can be found in section ST7.

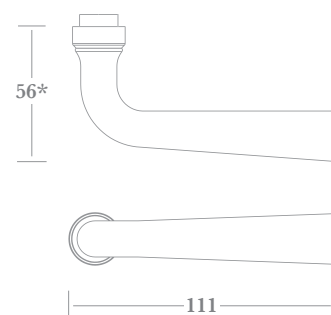


▲ 7706



▲ with 49 series multipoint plate

▲ shown with 5951B rosette



* total projection: add 7mm for rosette, 6mm for backplate with flush collar & 10mm for plate with raised collar.

Fixings

Supplied with 8mm x 110mm stainless steel lockpoint spindle and M6 grubscrew (64mm max. door thickness); alternative spindle lengths and functions are available - see pages ST6:070 & 080.

Installation instructions supplied.

How to Order

Split Finish Sets -
order as singles

1) select LEVER (e.g. **7706**)

2) add FINISH (e.g. 7706**PC**)

If single lever only required add HANDING (e.g. 7706**PC/RH**).

For single lever as exterior pairing with a CREMONE BOLT add CM to code (e.g. 7706**PC/CM**) - see DB3:200.

Backplates and Rosettes ordered separately - see sections ST3 and ST4.

Finishes - See our price list or website for finish availability.

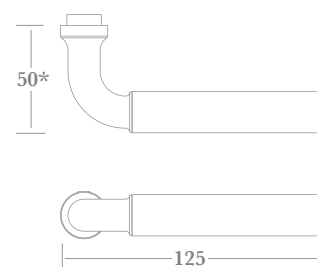


▲ 7773



▲ with 49 series euro-profile lock plate

▲ shown with 7843B rosette

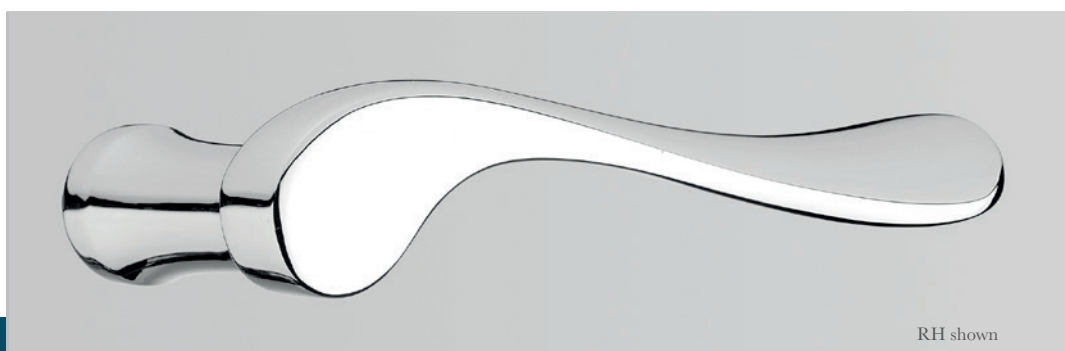



* total projection: add 7mm for rosette, 6mm for backplate with flush collar & 10mm for plate with raised collar.

Door Levers

Two classic 1950's period Door Levers designed to work in conjunction with the Rosettes & Backplates to be found in sections ST3 & ST4.

Whilst very similar in design, the 7716 is much slimmer and lighter than it's chunky and weightier brother, the 7717.

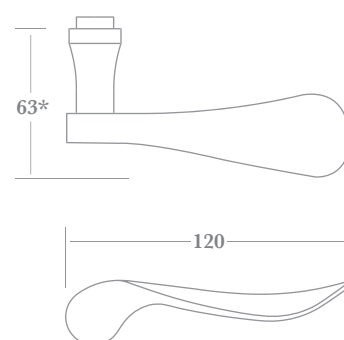


▲ **7716** (light design - single lever 230g)



▲ shown with **5911A** plate

▲ shown with **7834B** rosette



* total projection: add 7mm for rosette, 6mm for backplate with flush collar & 10mm for plate with raised collar.

Fixings

Supplied with 8mm x 110mm stainless steel lockpoint spindle and M6 grubscrew (64mm max. door thickness); alternative spindle lengths and functions are available - see pages ST6:070 & 080.

Installation instructions supplied.

How to Order

Split Finish Sets - order as singles

NB. Split Finish Sets are ordered as singles.

1) select LEVER (e.g. **7716**)

2) add FINISH (e.g. 7716**PC**)

If single lever only required add HANDING (e.g. 7716**PC/RH**).

For single lever as exterior pairing with a CREMONE BOLT add CM to code (e.g. 7716**PC/RH/CM**) - see DB3:200.

Backplates and Rosettes ordered separately - see sections ST3 and ST4.

Finishes - See our price list or website for finish availability.

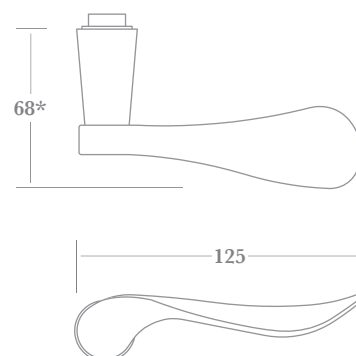


▲ **7717** (heavy design - single lever 360g)



▲ shown with **4711A** plate

▲ shown with **7843B** rosette



* total projection: add 7mm for rosette, 6mm for backplate with flush collar & 10mm for plate with raised collar.

Door Levers

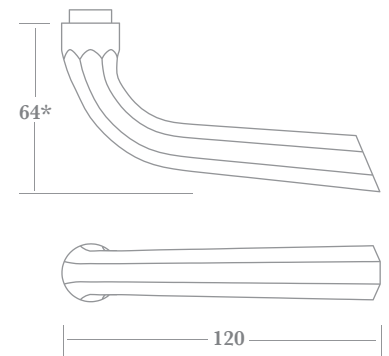
Two contemporary Door Levers designed to work in conjunction with the Rosettes & Backplates to be found in sections ST3 & ST4.

Complementary Thumb Turns can be found in section ST7.



RH shown

▲ 7778

▲ shown with
4711A plate▲ shown with
7844B rosette

* total projection: add 7mm for rosette, 6mm for backplate with flush collar & 10mm for plate with raised collar.

Fixings

Supplied with 8mm x 110mm stainless steel lockpoint spindle and M6 grubscrew (64mm max. door thickness); alternative spindle lengths and functions are available - see pages ST6:070 & 080.

Installation instructions supplied.

How to Order

Split Finish Sets -
order as singles

1) select LEVER (e.g. **7778**)


2) add FINISH (e.g. **7778PC**)

If single lever only required add HANDING (e.g. **7778PC/RH**).

For single lever as exterior pairing with a CREMONE BOLT add CM to code (e.g. **7778PC/CM**) - see DB3:200.

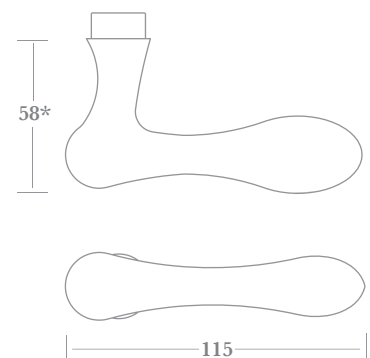
Backplates and Rosettes ordered separately - see sections ST3 and ST4.

Finishes - See our price list or website for finish availability.



RH shown

▲ 7772


▲ shown with
4711A plate▲ shown with
7845B rosette

* total projection: add 7mm for rosette, 6mm for backplate with flush collar & 10mm for plate with raised collar.

Door Levers

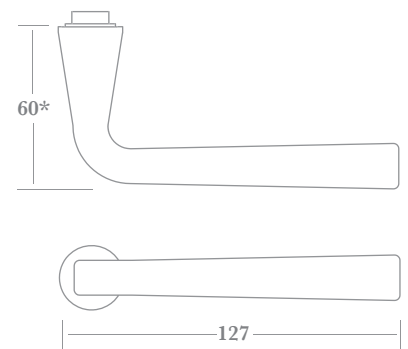
Two 1960's inspired Door Levers designed to work in conjunction with the Rosettes & Backplates to be found in sections ST3 & ST4.

Complementary Thumb Turns can be found in section ST7.



RH shown

▲ 7733

▲ shown with
4711A plate▲ shown with
7843B rosette

* total projection: add 7mm for rosette, 6mm for backplate with flush collar & 10mm for plate with raised collar.

Fixings

Supplied with 8mm x 110mm stainless steel lockpoint spindle and M6 grubscrew (64mm max. door thickness); alternative spindle lengths and functions are available - see pages ST6:070 & 080.

Installation instructions supplied.

How to Order

Split Finish Sets -
order as singles

1) select LEVER (e.g. **7733**)

2) add FINISH (e.g. **7733PC**)

If single lever only required add HANDING (e.g. **7733PC/RH**).

For single lever as exterior pairing with a CREMONE BOLT add CM to code (e.g. **7733PC/CM**) - see DB3:200.

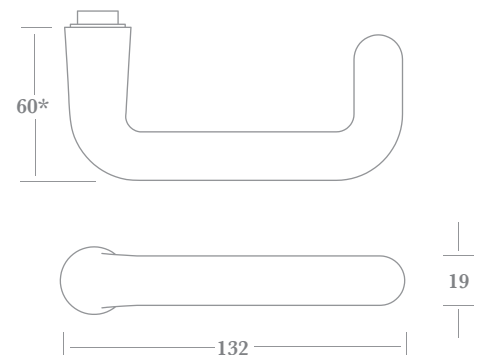
Backplates and Rosettes ordered separately - see sections ST3 and ST4.

Finishes - See our price list or website for finish availability.



RH shown

▲ 7776

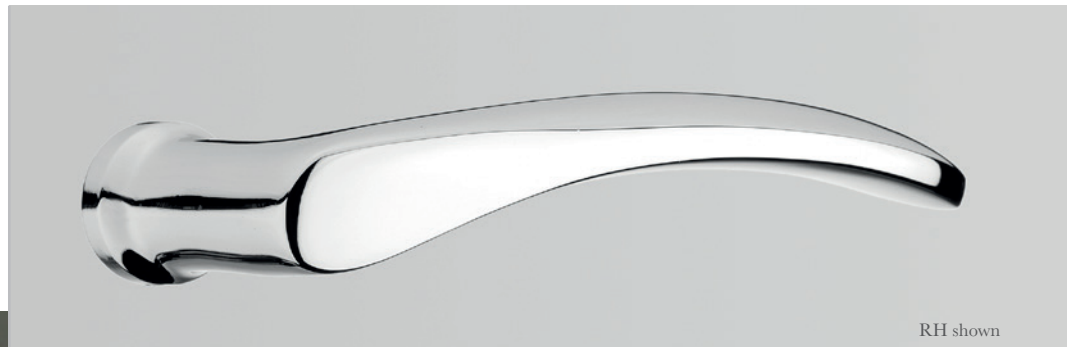
▲ shown with
6011A plate▲ shown with
7847B rosette

* total projection: add 7mm for rosette, 6mm for backplate with flush collar & 10mm for plate with raised collar.

Door Levers

Two classic 1950's period Door Levers designed to work in conjunction with the Rosettes & Backplates to be found in sections ST3 & ST4.

Complementary Thumb Turns can be found in section ST7.

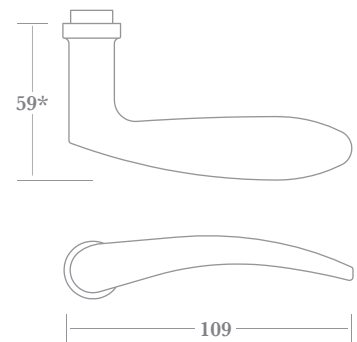


▲ 7710



▲ shown with
5911A plate

▲ shown with
7844B rosette



* total projection: add 7mm for rosette, 6mm for backplate with flush collar & 10mm for plate with raised collar.

Fixings

Supplied with 8mm x 110mm stainless steel lockpoint spindle and M6 grubscrew (64mm max. door thickness); alternative spindle lengths and functions are available - see pages ST6:070 & 080.

Installation instructions supplied.

How to Order

Split Finish Sets -
order as singles

1) select LEVER (e.g. **7710**)


2) add FINISH (e.g. 7710**PC**)

If single lever only required add HANDING (e.g. 7710**PC/RH**).

For single lever as exterior pairing with a CREMONE BOLT add CM to code (e.g. 7710**PC/RH/CM**) - see DB3:200.

Backplates and Rosettes ordered separately - see sections ST3 and ST4.

Finishes - See our price list or website for finish availability.

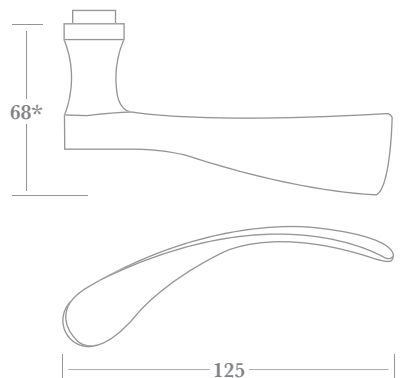


▲ 7714



▲ shown with
4711A plate

▲ shown with
7844B rosette



* total projection: add 7mm for rosette, 6mm for backplate with flush collar & 10mm for plate with raised collar.

Door Levers

One Art Deco and two 1950's period Door Levers - designed to work in conjunction with the Rosettes & Backplates to be found in sections ST3 & ST4.

Complementary Thumb Turns can be found in section ST7.



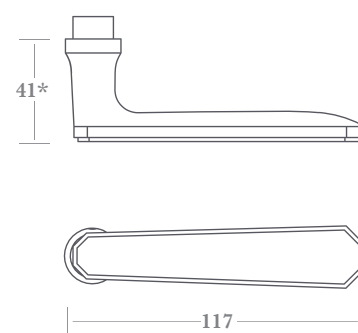
▲ 7736

RH shown



▲ shown with
6611A plate

▲ shown with
7841B rosette



* total projection; add 7mm for rosette, 6mm for backplate with flush collar & 10mm for plate with raised collar.

Fixings

Supplied with 8mm x 110mm stainless steel lockpoint spindle and M6 grubscrew (64mm max. door thickness); alternative spindle lengths and functions are available - see pages ST6:070 & 080.

Installation instructions supplied.

How to Order

Split Finish Sets -
order as singles

1) select LEVER (e.g. 7736)

2) add FINISH (e.g. 7736PC)

If single lever only required add HANDING (e.g. 7736PC/RH).

For single lever as exterior pairing with a CREMONE BOLT add CM to code (e.g. 7736PC/CM) - see DB3:200.

Backplates and Rosettes ordered separately - see sections ST3 and ST4.

Finishes - See our price list or website for finish availability.



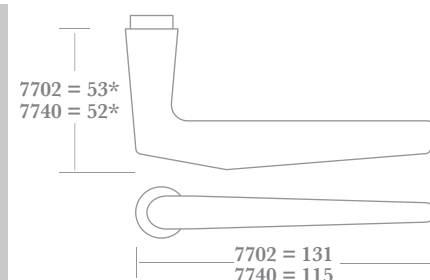
7702

7740

RH shown



▲ 7740 shown with
7844B rosette



* for total projection add rosette/backplate thickness (including raised collar if chosen).

Door Levers

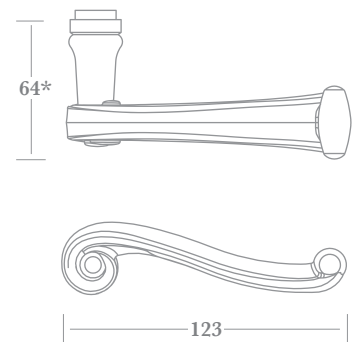
Two classic Regency Scroll Door Levers designed to work in conjunction with the Rosettes & Backplates to be found in sections ST3 & ST4.

Complementary Thumb Turns can be found in section ST7.



RH shown

▲ 7762

▲ shown with
5911A plate▲ shown with
7841B rosette

* total projection: add 7mm for rosette, 6mm for backplate with flush collar & 10mm for plate with raised collar.

Fixings

Supplied with 8mm x 110mm stainless steel lockpoint spindle and M6 grubscrew (64mm max. door thickness); alternative spindle lengths and functions are available - see pages ST6:070 & 080.

Installation instructions supplied.

How to Order

Split Finish Sets -
order as singles

1) select LEVER (e.g. **7767**)

2) add FINISH (e.g. 7767**PC**).

If single lever only required add HANDING (e.g. 7767**PC/RH**).

For single lever as exterior pairing with a CREMONE BOLT add CM to code (e.g. 7767**PC/RH/CM**) - see DB3:200.

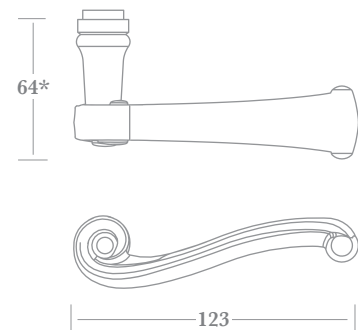
Backplates and Rosettes ordered separately - see sections ST3 and ST4.

Finishes - See our price list or website for finish availability.



RH shown

▲ 7767

▲ shown with
6011A plate▲ shown with
7834B rosette

* total projection: add 7mm for rosette, 6mm for backplate with flush collar & 10mm for plate with raised collar.

Door Levers

Two classic Edwardian Scroll Door Levers designed to work in conjunction with the Rosettes & Backplates to be found in sections ST3 & ST4.

Complementary Thumb Turns can be found in section ST7.

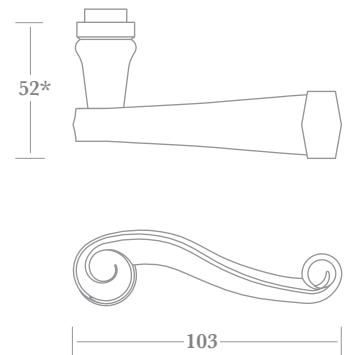


▲ 7761



▲ shown with
6011A plate

▲ shown with
7822B rosette



* total projection: add 7mm for rosette, 6mm for backplate with flush collar & 10mm for plate with raised collar.

Fixings

Supplied with 8mm x 110mm stainless steel lockpoint spindle and M6 grubscrew (64mm max. door thickness); alternative spindle lengths and functions are available - see pages ST6:070 & 080.

Installation instructions supplied.

How to Order

Split Finish Sets -
order as singles

1) select LEVER (e.g. **7766**)

2) add FINISH (e.g. **7766PC**)

If single lever only required add HANDING (e.g. **7766PC/RH**).

For single lever as exterior pairing with a CREMONE BOLT add CM to code (e.g. **7766PC/RH/CM**) - see DB3:200.

Backplates and Rosettes ordered separately - see sections ST3 and ST4.

Finishes - See our price list or website for finish availability.

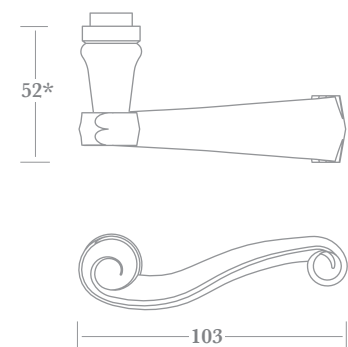


▲ 7766



▲ shown with
5911A plate

▲ shown with
7847B rosette



* total projection: add 7mm for rosette, 6mm for backplate with flush collar & 10mm for plate with raised collar.

Door Levers

Two classic Georgian Scroll Door Levers designed to work in conjunction with the Rosettes & Backplates to be found in sections ST3 & ST4.

Complementary Thumb Turns can be found in section ST7.

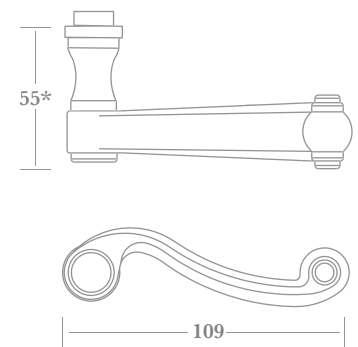


▲ 7720



▲ shown with
6011A plate

▲ shown with
7847B rosette



* total projection: add 7mm for rosette, 6mm for backplate with flush collar & 10mm for plate with raised collar.

Fixings

Supplied with 8mm x 110mm stainless steel lockpoint spindle and M6 grubscrew (64mm max. door thickness); alternative spindle lengths and functions are available - see pages ST6:070 & 080.

Installation instructions supplied.

How to Order

Split Finish Sets -
order as singles

1) select LEVER (e.g. **7720**)

2) add FINISH (e.g. 7720**PC**)

If single lever only required add HANDING (e.g. 7720**PC/RH**).

For single lever as exterior pairing with a CREMONE BOLT add CM to code (e.g. 7720**PC/RH/CM**) - see DB3:200.

Backplates and Rosettes ordered separately - see sections ST3 and ST4.

Finishes - See our price list or website for finish availability.

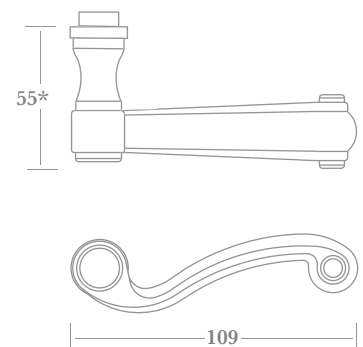


▲ 7724



▲ shown with
5911A plate

▲ shown with
7834B rosette



* total projection: add 7mm for rosette, 6mm for backplate with flush collar & 10mm for plate with raised collar.

Door Lever


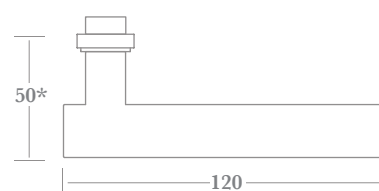
An Art Deco inspired Door Lever and a modern starburst Door Lever, designed to work in conjunction with the Rosettes & Backplates to be found in sections ST3 & ST4.

Complementary Thumb Turns can be found in section ST7.



RH shown

▲ 7730

▲ shown with
3221B plate▲ shown with
7842B rosette

* total projection: add rosette or backplate thickness including collar.

Fixings

Supplied with 8mm x 110mm stainless steel lockpoint spindle and M6 grubscrew (64mm max. door thickness); alternative spindle lengths and functions are available - see pages ST6:070 & 080.

Installation instructions supplied.

How to Order

Split Finish Sets -
order as singles

1) select LEVER (e.g. 7730)

PLEASE NOTE: To work with Sprung Rosettes, the Lever needs to be machined to fit and 'SPG' must be added to the code eg. 7730SPG/...


2) add FINISH (e.g. 7730PC)

If single lever only required add HANDING (e.g. 7730PC/RH).

For single lever as exterior pairing with a CREMONE BOLT add CM to code (e.g. 7730PC/RH/CM) - see DB3:200.

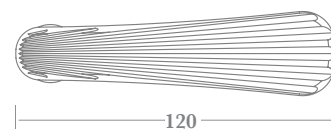
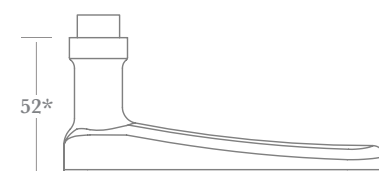
Backplates and Rosettes ordered separately - see sections ST3 and ST4.

Finishes - See our price list or website for finish availability.



RH shown

▲ 7701

▲ shown with
5111A plate▲ shown with
7831B rosette

* total projection: add rosette or backplate thickness including collar.

UPDATED
03/24

ST1:145

Door Knobs

Two contemporary Door Knobs - in smooth and linear textures, both available in four sizes - designed to work in conjunction with the Rosettes & Backplates to be found in sections ST3 & ST4. Matching Cabinet Knobs are available, see section CF1.



Fixings

Supplied with 8mm x 110mm stainless steel lockpoint spindle and M6 grubscrew (64mm max. door thickness); alternative spindle lengths and functions are available - see pages ST6:070 & 080. Installation instructions supplied.

How to Order


Split Finish Sets - order as singles

- 1) select KNOB (e.g. **7679**)
PLEASE NOTE: To work with Sprung Rosettes, the Knob needs to be machined to fit and 'SPG' must be added to the code eg. 7679SPG/...
2) add FINISH (e.g. 7679**PC**)
3) add SIZE (e.g. 7679PC/**B**)
For HALF SET (single knob) add /H (e.g. 7679PC/B/**H**).
Backplates and Rosettes ordered separately - see sections ST3 and ST4.

Finishes - See our price list or website for finish availability.



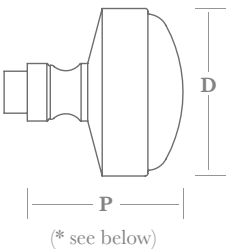
▲ 7679



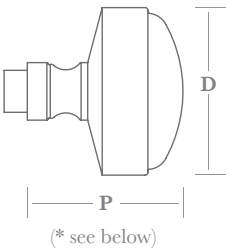
▲ 7680



▲ 7679B with 7821B rosette



▲ 7680B with 7821B rosette




	A	B	C	D
D (diameter)	Ø 48	Ø 54	Ø 64	Ø 75
P (projection)	55*	57*	59*	62*

* total projection: add rosette or backplate thickness including collar.

Door Knobs

Two contemporary Door Knobs - in square and diamond mesh textures, both available in four sizes - designed to work in conjunction with the Rosettes & Backplates to be found in sections ST3 & ST4.

Matching Cabinet Knobs are available, see section CF1.



Fixings

Supplied with 8mm x 110mm stainless steel lockpoint spindle and M6 grubscrew (64mm max. door thickness); alternative spindle lengths and functions are available - see pages ST6:070 & 080.


Installation instructions supplied.

How to Order

Split Finish Sets - order as singles

- 1) select KNOB (e.g. **7681**)
 - PLEASE NOTE: To work with Sprung Rosettes, the Knob needs to be machined to fit and 'SPG' must be added to the code eg. 7681SPG/...**
 - 2) add FINISH (e.g. 7681**PC**)
 - 3) add SIZE (e.g. 7681PC/**B**)
- For HALF SET (single knob) add /H (e.g. 7681PC/B/**H**).
- Backplates and Rosettes ordered separately - see sections ST3 and ST4.

Finishes - See our price list or website for finish availability.



	A	B	C	D
D (diameter)	Ø 48	Ø 54	Ø 64	Ø 75
P (projection)	55*	57*	59*	62*

* total projection: add rosette or backplate thickness including collar.

Door Knobs

Two traditional period Door Knobs - both available in three sizes - designed to work in conjunction with the Rosettes & Backplates to be found in sections ST3 & ST4.

Complementary Thumb Turns can be found in section ST7, and Cabinet Knobs in section CF1.



Fixings

Supplied with 8mm x 110mm stainless steel lockpoint spindle and M6 grubscrew (64mm max. door thickness); alternative spindle lengths and functions are available - see pages ST6:070 & 080.

Installation instructions supplied.

How to Order

Split Finish Sets -
order as singles

- 1) select KNOB (e.g. **7620**)
- 2) add FINISH (e.g. 7620**PC**)
- 3) add SIZE (e.g. 7620**PC/B**)


For HALF SET (single knob) add /H (e.g. 7620**PC/B/H**).

Backplates and Rosettes ordered separately - see sections ST3 and ST4.

Finishes - See our price list or website for finish availability.



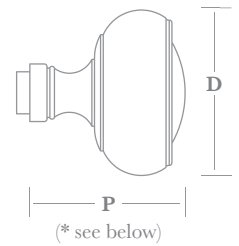
▲ **7620**



▲ **7625**



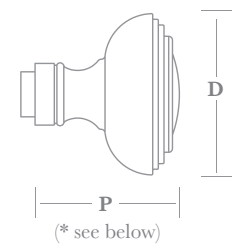
▲ **7620B** with **6000B** plate



▲ **7620C** with **7820C** rosette



▲ **7625B** with **8700B** plate



▲ **7625C** with **7823C** rosette

	A	B	C
D (diameter)	Ø 51	Ø 56	Ø 63
P (projection)	48*	52*	59*

* total projection: add 7mm for rosette, 6mm for backplate with flush collar & 10mm for plate with raised collar.

Door Knobs

Two classic Door Knobs - both available in four sizes - designed to work in conjunction with the Rosettes & Backplates to be found in sections ST3 & ST4.

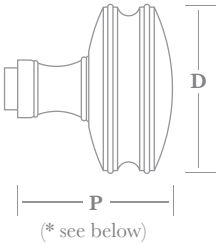
Complementary Thumb Turns can be found in section ST7, and Cabinet Knobs in section CF1.



▲ 7650



▲ 7650B with 5900B plate



▲ 7650C with 7841C rosette

Fixings

Supplied with 8mm x 110mm stainless steel lockpoint spindle and M6 grubscrew (64mm max. door thickness); alternative spindle lengths and functions are available - see pages ST6:070 & 080.

Installation instructions supplied.

How to Order

Split Finish Sets - order as singles

- 1) select KNOB (e.g. 7650)
- 2) add FINISH (e.g. 7650PC)
- 3) add SIZE (e.g. 7650PC/B)

For HALF SET (single knob) add /H (e.g. 7650PC/B/H).

Backplates and Rosettes ordered separately - see sections ST3 and ST4.

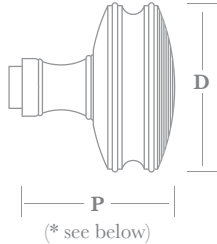
Finishes - See our price list or website for finish availability.



▲ 7651



▲ 7651B with 5900B plate



▲ 7651C with 7827C rosette


	A	B	C	D
D (diameter)	Ø 48	Ø 54	Ø 64	Ø 75
P (projection)	44*	53*	59*	65*

* total projection: add 7mm for rosette, 6mm for backplate with flush collar & 10mm for plate with raised collar.

Door Knobs

Two contemporary Door Knobs - both available in three sizes - designed to work in conjunction with the Rosettes & Backplates to be found in sections ST3 & ST4.

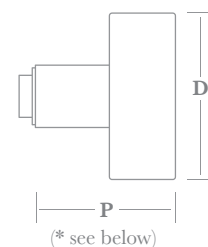
Complementary Thumb Turns can be found in section ST7, and Cabinet Knobs in section CF1.



▲ **7628**



▲ **7628B** with **4900C** plate



▲ **7628B** with **7843C** rosette

Fixings

Supplied with 8mm x 110mm stainless steel lockpoint spindle and M6 grubscrew (64mm max. door thickness); alternative spindle lengths and functions are available - see pages ST6:070 & 080.

Installation instructions supplied.

How to Order

Split Finish Sets -
order as singles

- 1) select KNOB (e.g. **7628**)
- 2) add FINISH (e.g. 7628**PC**)
- 3) add SIZE (e.g. 7628PC/**B**)

For HALF SET (single knob) add /H (e.g. 7628PC/B/**H**).

Backplates and Rosettes ordered separately - see sections ST3 and ST4.

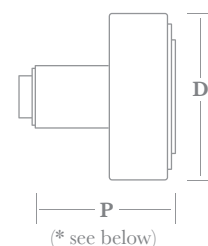
Finishes - See our price list or website for finish availability.



▲ **7629**



▲ **7629B** with **5900C** plate



▲ **7629B** with **7842C** rosette

	A	B	C
D (diameter)	Ø 56	Ø 63	Ø 75
P (projection)	51	54	57

* total projection: add 7mm for rosette, 6mm for backplate with flush collar & 10mm for plate with raised collar.

Door Knobs

Two contemporary Door Knobs - both available in three sizes - designed to work in conjunction with the Rosettes & Backplates to be found in sections ST3 & ST4.

Complementary Thumb Turns can be found in section ST7, and Cabinet Knobs in section CF1.



Fixings

Supplied with 8mm x 110mm stainless steel lockpoint spindle and M6 grubscrew (64mm max. door thickness); alternative spindle lengths and functions are available - see pages ST6:070 & 080.

Installation instructions supplied.

How to Order


Split Finish Sets - order as singles

- 1) select KNOB (e.g. **7630**)
- 2) add FINISH (e.g. 7630**PC**)
- 3) add SIZE (e.g. 7630PC/**B**)

For HALF SET (single knob) add /H (e.g. 7630PC/B/**H**).

Backplates and Rosettes ordered separately - see sections ST3 and ST4.

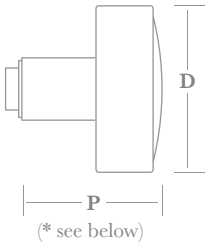
Finishes - See our price list or website for finish availability.




▲ **7630**




▲ **7630B** with **5900C** plate




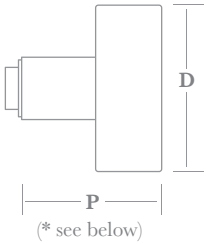
▲ **7630B** with **7842C** rosette



▲ **7632**



▲ **7632B** with **4900C** plate



▲ **7632B** with **7843C** rosette

	A	B	C
D (diameter)	Ø 56	Ø 63	Ø 75
P (projection) 7630	51	54	59
7632	51	54	57

* total projection: add 7mm for rosette, 6mm for backplate with flush collar & 10mm for plate with raised collar.

Door Knobs

Two classic Art Deco period Door Knobs designed to work in conjunction with the Rosettes & Backplates to be found in sections ST3 & ST4.

Complementary Thumb Turns can be found in section ST7, and Cabinet Knobs in section CF1.



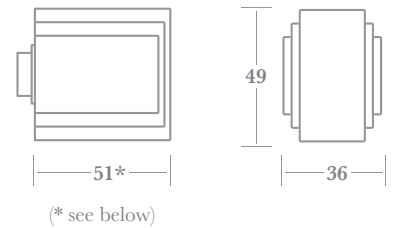
▲ **7668** (square edge design)



▲ **7669** (round edge design)



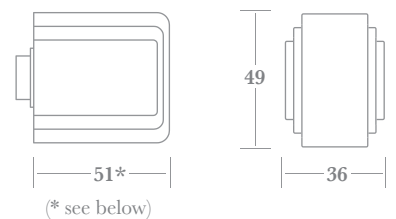
▲ **7668** with **6700B** plate



▲ **7668** with **7842B** rosette



▲ **7669** with **6800B** plate



▲ **7669** with **7842B** rosette

Fixings

Supplied with 8mm x 110mm stainless steel lockpoint spindle and M6 grubscrew (64mm max. door thickness); alternative spindle lengths and functions are available - see pages ST6:070 & 080.

Installation instructions supplied.

How to Order

Split Finish Sets -
order as singles

1) select KNOB design (e.g. **7668**)

2) add FINISH (e.g. 7668**PC**)

For HALF SET (single knob) add /H (e.g. 7668**PC/H**).

Backplates and Rosettes ordered separately - see sections ST3 and ST4.

Finishes - See our price list or website for finish availability.

* total projection: add 7mm for rosette & 6mm for backplate. Knob design not suitable for use with backplates fitted with raised collars.

Door Knobs

Two classic 1960's period Door Knobs designed to work in conjunction with the Rosettes & Backplates to be found in sections ST3 & ST4.

Complementary Thumb Turns can be found in section ST7, and Cabinet Knobs in section CF1.



Fixings

Supplied with 8mm x 110mm stainless steel lockpoint spindle and M6 grubscrew (64mm max. door thickness); alternative spindle lengths and functions are available - see pages ST6:070 & 080.

Installation instructions supplied.

How to Order

Split Finish Sets -
order as singles

1) select KNOB (e.g. **7660**)

2) add FINISH (e.g. 7660**PC**)

For HALF SET (single knob) add /H
(e.g. 7660PC/**H**).

Backplates and Rosettes ordered separately - see sections ST3 and ST4.

Finishes - See our price list or website for finish availability.



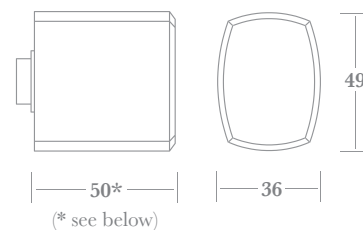
▲ **7660**



▲ **7661**



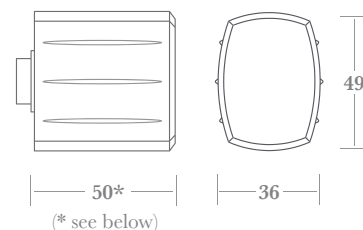
▲ **7660** with **5900B** plate



▲ **7660** with **7842B** rosette



▲ **7661** with **5900B** plate



▲ **7661** with **7842B** rosette

* total projection: add 7mm for rosette & 6mm for backplate. Knob design not suitable for use with backplates fitted with raised collars.

Door Knobs

Two traditional period Door Knobs designed to work in conjunction with the Rosettes & Backplates to be found in sections ST3 & ST4.

Complementary Thumb Turns can be found in section ST7, and Cabinet Knobs in section CF1.



Fixings

Supplied with 8mm x 110mm stainless steel lockpoint spindle and M6 grubscrew (64mm max. door thickness); alternative spindle lengths and functions are available - see pages ST6:070 & 080.

Installation instructions supplied.

How to Order

Split Finish Sets -
order as singles

- 1) select KNOB (e.g. **7665**)
- 2) add FINISH (e.g. 7665**PC**)
- 3) add SIZE (e.g. 7665**PC/B**)

For HALF SET (single knob) add /H (e.g. 7665PC/B/**H**).

For half set (single knob) as exterior pairing with a CREMONE BOLT add CM to code (e.g. 7674PC/A//**CM**) - see DB3:200..

Backplates and Rosettes ordered separately - see sections ST3 and ST4.

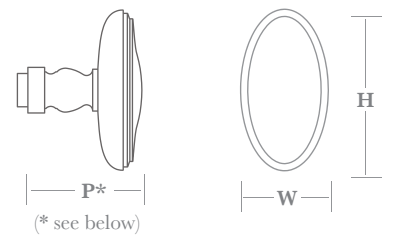
Finishes - See our price list or website for finish availability.



▲ **7674**



▲ **7674B** with **7846B** rosette



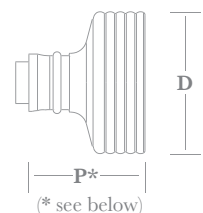
	A	B
H x W	68 x 37	76 x 42
P (projection)	52	55



▲ **7665**



▲ **7665A** with **5900B** plate



▲ **7665A** with **7822B** rosette

7665	A	B	C	D
D (diameter)	Ø 48	Ø 54	Ø 64	Ø 75
P (projection)	42*	44*	46*	48*

* total projection: add 7mm for rosette, 6mm for backplate with flush collar & 10mm for plate with raised collar.

Door Knobs

One contemporary and one classic 1950's period Door Knob - both designed to work in conjunction with the Rosettes & Backplates to be found in sections ST3 & ST4.

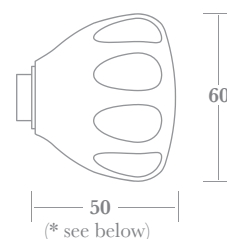
Complementary Thumb Turns can be found in section ST7, and Cabinet Knobs in section CF1.



▲ 7667



▲ 7667 with 5900B plate



▲ 7667 with 7845B rosette

Fixings

Supplied with 8mm x 110mm stainless steel lockpoint spindle and M6 grubscrew (64mm max. door thickness); alternative spindle lengths and functions are available - see pages ST6:070 & 080.

Installation instructions supplied.

How to Order

Split Finish Sets - order as singles

1) select KNOB (e.g. **7667**)

2) add FINISH (e.g. 7667**PC**)

For HALF SET (single knob) add /H (e.g. 7667PC/**H**).

Backplates and Rosettes ordered separately - see sections ST3 and ST4.

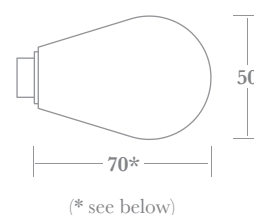
Finishes - See our price list or website for finish availability.



▲ 7672



▲ 7672 with 6000B plate




▲ 7672 with 7842B rosette

* total projection: add 7mm for rosette, 6mm for backplate with flush collar & 10mm for plate with raised collar.

Door Knobs

One contemporary and one traditional period Door Knob - both designed to work in conjunction with the Rosettes & Backplates to be found in sections ST3 & ST4.

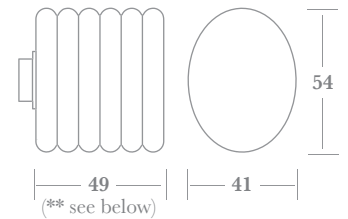
Complementary Thumb Turns can be found in section ST7, and Cabinet Knobs in section CF1.



▲ 7666



▲ 7666 with 4950B plate



▲ 7666 with 7843B rosette

Fixings

Supplied with 8mm x 110mm stainless steel lockpoint spindle and M6 grubscrew (64mm max. door thickness); alternative spindle lengths and functions are available - see pages ST6:070 & 080.

Installation instructions supplied.

How to Order

Split Finish Sets -
order as singles

- 1) select KNOB (e.g. **7694**)
- 2) add FINISH (e.g. 7694**PC**)
- 3) 7694 add SIZE (e.g. 7694**PC/B**)

For HALF SET (single knob) add /H (e.g. 7694**PC/B/H**).

Backplates and Rosettes ordered separately - see sections ST3 and ST4.

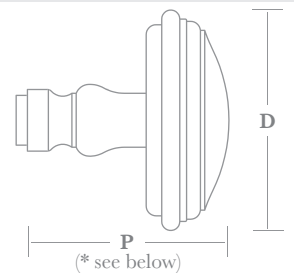
Finishes - See our price list or website for finish availability.



▲ 7694



▲ 7694B with 6000B plate



▲ 7694B with 7846B rosette

	A	B
D (diameter)	Ø 62	Ø 75
P (projection)	59*	71*


* total projection: add 7mm for rosette, 6mm for backplate with flush collar & 10mm for plate with raised collar.

** Knob design not suitable for use with backplates fitted with raised collars.

Door Knobs

One traditional period, and one classic contemporary Octagonal Door Knob - both designed to work in conjunction with the Rosettes & Backplates to be found in sections ST3 & ST4.

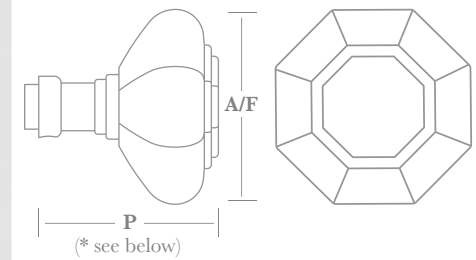
Complementary Thumb Turns can be found in section ST7, and Cabinet Knobs in section CF1.



▲ 7637

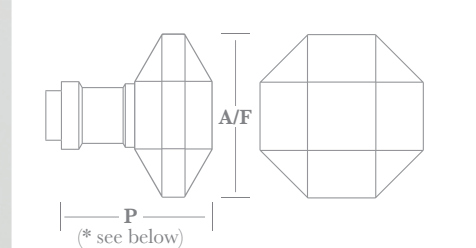


▲ 7624



7637	A	B
A/F (across flats)	57	69
P (projection)	55	64

A/F = dimension across flats



7624	A	B	C
A/F (across flats)	53	60	70
P (projection)	49	52	56

A/F = dimension across flats

Fixings

Supplied with 8mm x 110mm stainless steel lockpoint spindle and M6 grubscrew (64mm max. door thickness); alternative spindle lengths and functions are available - see pages ST6:070 & 080.

Installation instructions supplied.

How to Order

Split Finish Sets - order as singles

- 1) select KNOB (e.g. **7637**)
- 2) add FINISH (e.g. 7637**PC**)
- 3) add SIZE (e.g. 7637PC/**B**).

For HALF SET (single knob) add /H (e.g. 7637PC/B/**H**).

For half set (single knob) as exterior pairing with a CREMONE BOLT add CM to code (e.g. 7637PC/B/**CM**) - see DB3:200.

Backplates and Rosettes ordered separately - see sections ST3 and ST4.

Finishes - See our price list or website for finish availability.

* total projection: add 7mm for rosette, 6mm for backplate with flush collar & 10mm for plate with raised collar.

Door Knobs

One Art Deco and one Domed Oval Door Knob - both designed to work in conjunction with the Rosettes & Backplates to be found in sections ST3 & ST4.

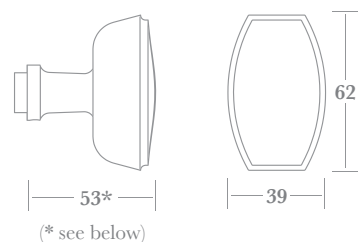
Complementary Thumb Turns can be found in section ST7, and Cabinet Knobs in section CF1.



▲ **7631**



▲ **7631** with **6600B** plate



▲ **7631** with **7826** plate

Fixings

Supplied with 8mm x 110mm stainless steel lockpoint spindle and M6 grubscrew (64mm max. door thickness); alternative spindle lengths and functions are available - see pages ST6:070 & 080.

Installation instructions supplied.

How to Order

Split Finish Sets -
order as singles

1) select KNOB (e.g. **7631**)

2) add FINISH (e.g. **7631PC**)

For HALF SET (single knob) add /H (e.g. **7631PC/H**).

For half set (single knob) as exterior pairing with a CREMONE BOLT add CM to code (e.g. **7631PC/CM**) - see DB3:200.

Backplates and Rosettes ordered separately - see sections ST3 and ST4.

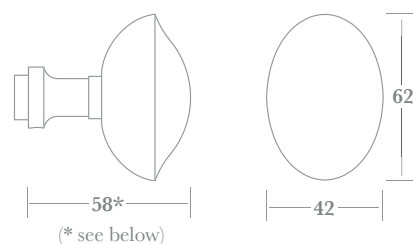
Finishes - See our price list or website for finish availability.



▲ **7657**



▲ **7657** with **5951B** plate



▲ **7657** with **7827B** rosette

* total projection: add 7mm for rosette, 6mm for backplate with flush collar & 10mm for plate with raised collar.

Door Knobs

Two traditional period Door Knobs - both available in two sizes - designed to work in conjunction with the Rosettes & Backplates to be found in sections ST3 & ST4.

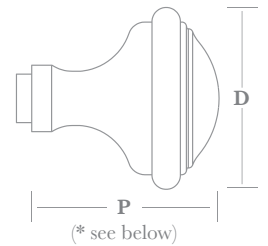
Complementary Thumb Turns can be found in section ST7, and Cabinet Knobs in section CF1.



▲ **7648**



▲ **7648B** with **5951B** plate



▲ **7648B** with **7834B** rosette

Fixings

Supplied with 8mm x 110mm stainless steel lockpoint spindle and M6 grubscrew (64mm max. door thickness); alternative spindle lengths and functions are available - see pages ST6:070 & 080.

Installation instructions supplied.


How to Order

Split Finish Sets - order as singles

- 1) select KNOB (e.g. **7619**)
- 2) add FINISH (e.g. **7619PC**)
- 3) add SIZE (e.g. **7619PC/B**)

For HALF SET (single knob) add /H (e.g. **7619PC/B/H**).

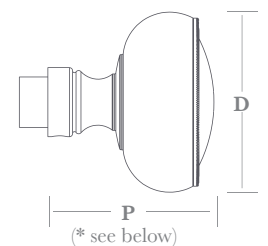
Backplates and Rosettes ordered separately - see sections ST3 and ST4.



▲ **7619**



▲ **7619B** with **7848B** rosette



▲ **7619B** with **7849B** rosette

Finishes - See our price list or website for finish availability.

		D (diameter)	P (projection)
7648	A	Ø 54	52*
	B	Ø 60	62*
7619	A	Ø 50	47*
	B	Ø 57	52*
	C	Ø 63	57*

* total projection: add 7mm for rosette, 6mm for backplate with flush collar & 10mm for plate with raised collar.

Door Knobs

Two traditional period Door Knobs - both available in two sizes - designed to work in conjunction with the Rosettes & Backplates to be found in sections ST3 & ST4.

Complementary Thumb Turns can be found in section ST7, and Cabinet Knobs in section CF1.



Fixings

Supplied with 8mm x 110mm stainless steel lockpoint spindle and M6 grubscrew (64mm max. door thickness); alternative spindle lengths and functions are available - see pages ST6:070 & 080.
Installation instructions supplied.

How to Order

Split Finish Sets -
order as singles

- 1) select KNOB (e.g. **7636**)
- 2) add FINISH (e.g. 7636**PC**)
- 3) add SIZE (e.g. 7636**PC/B**)

For HALF SET (single knob) add /H (e.g. 7636**PC/B/H**).

Backplates and Rosettes ordered separately - see sections ST3 and ST4.

Finishes - See our price list or website for finish availability.



▲ **7622**



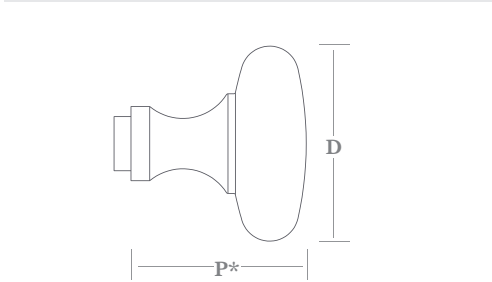
▲ **7636**



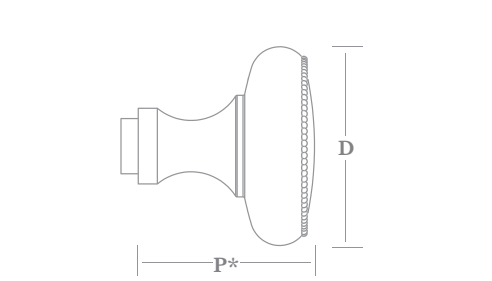
▲ **7635**



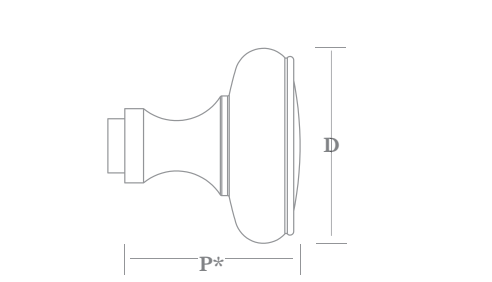
▲ **7622A** with **7822B** rosette



▲ **7636A** with **7838B** rosette



▲ **7635A** with **7822B** rosette



	A	B
D (diameter)	Ø 57	Ø 63
P (projection)	51*	52*

* total projection: add 7mm for rosette, 6mm for backplate with flush collar & 10mm for plate with raised collar.

Door Knobs

Two traditional period Door Knobs - both available in four sizes - designed to work in conjunction with the Rosettes & Backplates to be found in sections ST3 & ST4.

Complementary Thumb Turns can be found in section ST7, and Cabinet Knobs in section CF1.



Fixings

Supplied with 8mm x 110mm stainless steel lockpoint spindle and M6 grubscrew (64mm max. door thickness); alternative spindle lengths and functions are available - see pages ST6:070 & 080.

Installation instructions supplied.

How to Order

Split Finish Sets - order as singles

- 1) select KNOB (e.g. **7638**)
- 2) add FINISH (e.g. 7638**PC**)
- 3) add SIZE (e.g. 7638PC/**B**)

For HALF SET (single knob) add /H (e.g. 7638PC/B/**H**).

Backplates and Rosettes ordered separately - see sections ST3 and ST4.

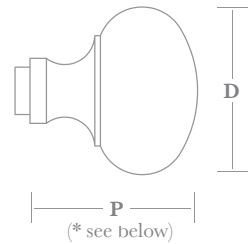
Finishes - See our price list or website for finish availability.




▲ **7634**



▲ **7634B** with **5900B** plate



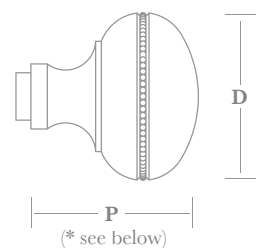
▲ **7634B** with **7834B** rosette



▲ **7638**



▲ **7638B** with **4700B** plate



▲ **7638B** with **7838B** rosette

	AA	A	B	C
D (diameter)	Ø 44	Ø 51	Ø 57	Ø 63
P (projection)	45*	51*	56*	61*

* total projection: add 7mm for rosette, 6mm for backplate with flush collar & 10mm for plate with raised collar.

Door Knobs

Two traditional period Door Knobs - both available in four sizes - designed to work in conjunction with the Rosettes & Backplates to be found in sections ST3 & ST4.

Complementary Thumb Turns can be found in section ST7, and Cabinet Knobs in section CF1.



Fixings

Supplied with 8mm x 110mm stainless steel lockpoint spindle and M6 grubscrew (64mm max. door thickness); alternative spindle lengths and functions are available - see pages ST6:070 & 080.

Installation instructions supplied.

How to Order

Split Finish Sets -
order as singles

- 1) select KNOB (e.g. **7645**)
- 2) add FINISH (e.g. 7645**PC**)
- 3) add SIZE (e.g. 7645PC/**B**)

For HALF SET (single knob) add /H
(e.g. 7645PC/B/**H**).

Backplates and Rosettes ordered separately - see sections ST3 and ST4.

Finishes - See our price list or website for finish availability.



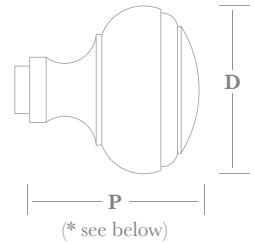
▲ **7641**



▲ **7645**



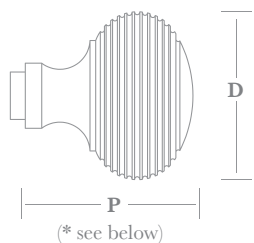
▲ **7641B** with **4950B** plate



▲ **7641B** with **7834B** rosette



▲ **7645B** with **5951B** plate



▲ **7645B** with **7827B** rosette

	AA	A	B	C
D (diameter)	Ø 44	Ø 51	Ø 57	Ø 63
P (projection)	45*	51*	56*	61*

* total projection: add 7mm for rosette, 6mm for backplate with flush collar & 10mm for plate with raised collar.

Door Knobs

Three traditional period Door Knobs designed to work in conjunction with the Rosettes & Backplates to be found in sections ST3 & ST4.

Complementary Thumb Turns can be found in section ST7, and Cabinet Knobs in section CF1.



Fixings

Supplied with 8mm x 110mm stainless steel lockpoint spindle and M6 grubscrew (64mm max. door thickness); alternative spindle lengths and functions are available - see pages ST6:070 & 080.

Installation instructions supplied.

How to Order

Split Finish Sets -
order as singles

1) select KNOB (e.g. **7623**)

PLEASE NOTE: To work with Sprung Rosettes, the Knob needs to be machined to fit and 'SPG' must be added to the code eg. 7623SPG/...

2) add FINISH (e.g. 7623**PC**)

For HALF SET (single knob) add /H (e.g. 7623PC/H).

Backplates and Rosettes ordered separately - see sections ST3 and ST4.


Finishes - See our price list or website for finish availability.



▲ **7614**



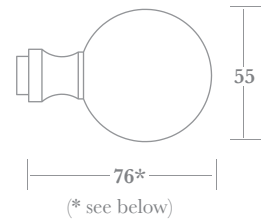
▲ **7623**



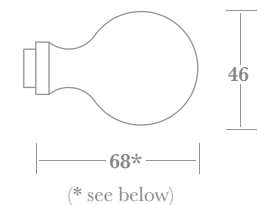
▲ **7612 (solid Knob design)**



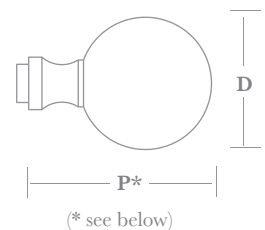
▲ **7614** with **7821B** rosette



▲ **7623** with **7841B** rosette



▲ **7612** with **7821B** rosette



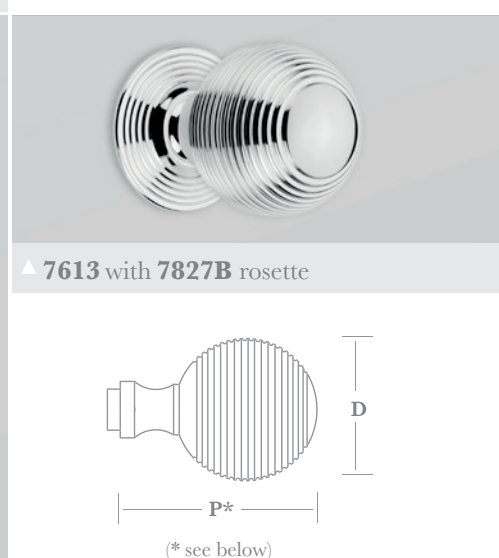
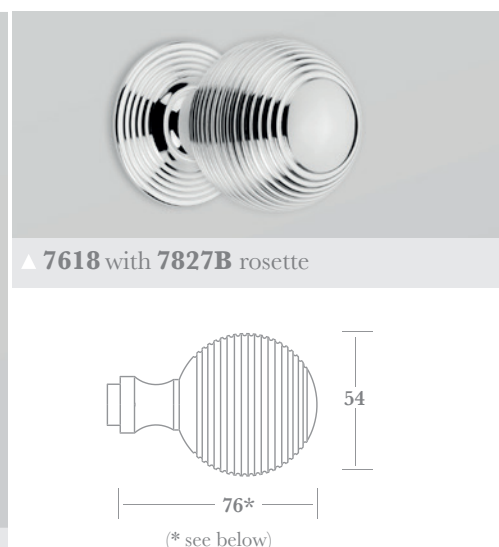
	A	B
D (diameter)	Ø 48	Ø 55
P (projection)	69*	76*

* total projection: add rosette or backplate thickness including collar.

Door Knobs

Three traditional period Door Knobs designed to work in conjunction with the Rosettes & Backplates to be found in sections ST3 & ST4.

Complementary Thumb Turns can be found in section ST7, and Cabinet Knobs in section CF1.



	A	B
D (diameter)	Ø 48	Ø 55
P (projection)	69*	76*

Fixings

Supplied with 8mm x 110mm stainless steel lockpoint spindle and M6 grubscrew (64mm max. door thickness); alternative spindle lengths and functions are available - see pages ST6:070 & 080.

Installation instructions supplied.

How to Order

Split Finish Sets - order as singles

1) select KNOB (e.g. **7627**)

PLEASE NOTE: To work with Sprung Rosettes, the Knob needs to be machined to fit and 'SPG' must be added to the code eg. 7627SPG/...

2) add FINISH (e.g. 7627**PC**)

For HALF SET (single knob) add /H (e.g. 7627PC/**H**).

Backplates and Rosettes ordered separately - see sections ST3 and ST4.

Finishes - See our price list or website for finish availability.

* total projection: add rosette or backplate thickness including collar.


Door Knobs

Two Oval Door Knobs designed to work in conjunction with the Rosettes & Backplates to be found in sections ST3 & ST4.

Complementary Thumb Turns can be found in section ST7, and Cabinet Knobs in section CF1.



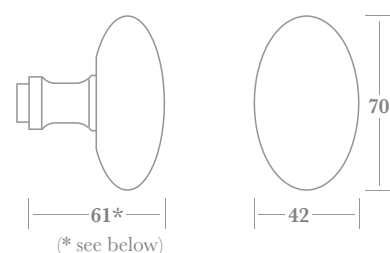
▲ 7616



▲ 7621



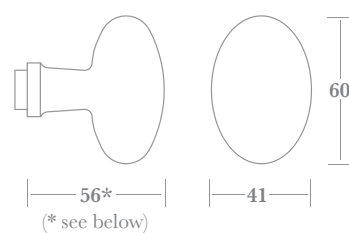
▲ 7616 with 6000B plate



▲ 7616 with 7846B rosette



▲ 7621 with 6000B plate



▲ 7621 with 7847B rosette

Fixings

Supplied with 8mm x 110mm stainless steel lockpoint spindle and M6 grubscrew (64mm max. door thickness); alternative spindle lengths and functions are available - see pages ST6:070 & 080.

Installation instructions supplied.

How to Order

Split Finish Sets -
order as singles

1) select KNOB (e.g. **7621**)

2) add FINISH (e.g. 7621**PC**)

For HALF SET (single knob) add /H (e.g. 7621PC/**H**).

For half set (single knob) as exterior pairing with a CREMONE BOLT add CM to code (e.g. 7621PC/**CM**) - see DB3:200.

Backplates and Rosettes ordered separately - see sections ST3 and ST4.

Finishes - See our price list or website for finish availability.

* total projection: add 7mm for rosette, 6mm for backplate with flush collar & 10mm for plate with raised collar.

Door Knobs

One 1950's inspired, and one traditional period, Door Knob - both designed to work in conjunction with the Rosettes & Backplates to be found in sections ST3 & ST4.

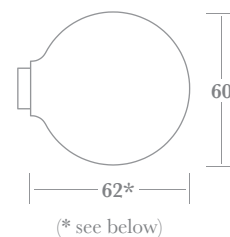
Complementary Thumb Turns can be found in section ST7, and Cabinet Knobs in section CF1.



▲ 7615



▲ 7615 with 5900B plate



▲ 7615 with 7845B rosette

Fixings

Supplied with 8mm x 110mm stainless steel lockpoint spindle and M6 grubscrew (64mm max. door thickness); alternative spindle lengths and functions are available - see pages ST6:070 & 080.

Installation instructions supplied.

How to Order

Split Finish Sets -
order as singles

- 1) select KNOB (e.g. **7615**)
- 2) add FINISH (e.g. 7615**PC**)
- 3) 7653 add SIZE (e.g. 7653**PC/B**)

For HALF SET (single knob) add /H (e.g. 7615**PC/H**).

Backplates and Rosettes ordered separately - see sections ST3 and ST4.

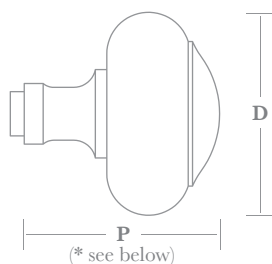
Finishes - See our price list or website for finish availability.



▲ 7653



▲ 7653B with 5900B plate



▲ 7653B with 7834B rosette

	A	B
D (diameter)	Ø 60	Ø 73
P (projection)	58*	70*

* total projection: add 7mm for rosette, 6mm for backplate with flush collar & 10mm for plate with raised collar.

Rosettes - Face fixed

A selection of seven traditional period designs of face fixed Rosettes, four of which are available in two sizes; and all seven are designed to work in conjunction with the Door Levers & Door Knobs to be found in sections ST1 & ST2.



Fixings

Supplied with finish matched no.6 x 19mm wood screws, alignment collars and installation instructions.

How to Order

Split Finish Sets -
order as singles

- 1) select ROSETTE/BACKPLATE (e.g. **2755**)
- 2) add FINISH (e.g. 2755**PB**)
- 3) 2721, 2722, 2727 & 2738 only - add SIZE (e.g. 2722**PB/B**).

For HALF SET (single rosette) add/H (e.g. 2755**PB/H** or 2722**PB/B/H**).


Finishes - See our price list or website for finish availability.



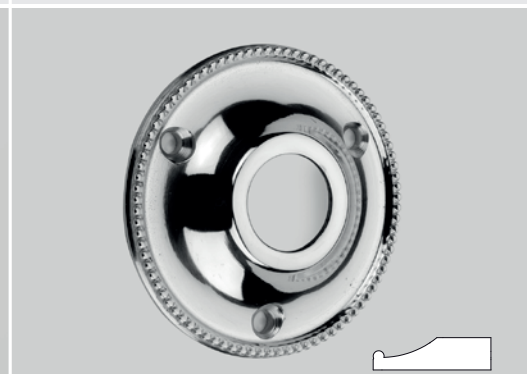
▲ 2721



▲ 2722



▲ 2727



▲ 2738



▲ 2755 57 x 57 x 7



▲ 2731 63 x 43 x 6



▲ 2753 70 x 45 x 10

	A	B	Proj
2721/2727	Ø 57	Ø 63	10
2722/2738	Ø 57	Ø 65	12



FIX DEAD DUMMY MOUNT
achieved using 9001 (sold separately see page ST6:080).



ALIGNMENT COLLARS
SUPPLIED

Rosettes - Concealed fix

A selection of six traditional period designs of concealed fix Rosettes, all available in four sizes; and all designed to work in conjunction with the Door Levers & Door Knobs to be found in sections ST1 & ST2.

All shown in size B



Fixings

Supplied with subroses, no.4 x 13mm wood screws, alignment collars and installation instructions.

Fix Dead Rosettes are supplied with 7813 mounts in place of standard subroses (*).

Pair of Pre-Bore Rosettes (sizes C & D only) supplied with 7800 Pre-Bore Adapter in place of standard subroses (*).

(*) See pages ST6:070 & 080 for details.

How to Order

Split Finish Sets -
order as singles

1) select ROSETTE (e.g. **7834**)

2) add FINISH (e.g. 7834**PB**)

3) add SIZE (7834PB/**B**).

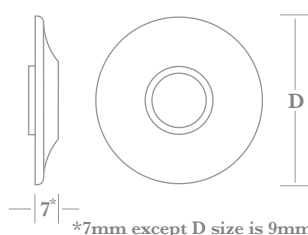

For HALF SET (single rosette) add/H
(e.g. 7834PB/B/**H**).

For pair of rosettes FIX DEAD add FDS
(e.g. 7834PB/B/**FDS**).

For single rosette FIX DEAD add FD
(e.g. 7834PB/B/**FD**).

For PRE-BORE ADAPTOR
(sizes C & D only) add PRE
(e.g. 7834PB/C/**PRE**).

Finishes - See our price list or website for finish availability.



*7mm except D size is 9mm

	A	B	C	D
D (dia)	Ø 44	Ø 54	Ø 64	Ø 76

Custom sizes available upon request - surcharge may apply.



Rosettes - Concealed fix

Four modern contemporary, and two traditional period, designs of concealed fix Rosettes. All are available in up to four sizes, and all are designed to work in conjunction with the Door Levers & Door Knobs to be found in sections ST1 & ST2. 5mm depth Thin version (T) available on some designs.



Fixings

Supplied with subroses, no.4 x 13mm wood screws, alignment collars and installation instructions.

Fix Dead Rosettes are supplied with 7813 mounts in place of standard subroses (*).

Pair of Pre-Bore Rosettes (sizes C & D only (except 7845 - D only)) supplied with 7800 Pre-Bore Adaptor in place of standard subroses (*).

(*) See pages ST6:070 & 080 for details.

How to Order

Split Finish Sets -
order as singles

- 1) select ROSETTE (e.g. **7844** or **7844T**)
- 2) add FINISH (e.g. 7844**PB** or 7844**T/PB**)
- 3) add SIZE (e.g. 7844**PB/B**).

For HALF SET (single rosette) add/H (e.g. 7844**PB/B/H**).

For pair of rosettes FIX DEAD add FDS (e.g. 7844**PB/B/FDS**).

For single rosette FIX DEAD add FD (e.g. 7844**PB/B/H/FD**).


For PRE-BORE ADAPTOR (sizes C & D only (except 7845 & 7845T - D size only)) add PRE (e.g. 7844**PB/C/PRE**).

Finishes - See our price list or website for finish availability.




7842 shown, size B

▲ **7842 / 7842T**



7843 shown, size B

▲ **7843 / 7843T**



7844 shown, size B

▲ **7844 / 7844T**



7845 shown, size B

▲ **7845 / 7845T** (A size not available for both)



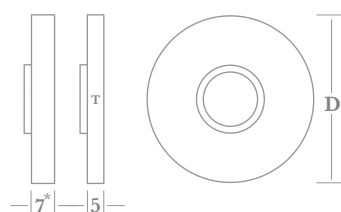
size B shown

▲ **7846**



size B shown

▲ **7847**



*7mm except for 7846 & 7847 D size is 9mm.
5mm = thin version (T)

	A	B	C	D
D (dia)	Ø 44	Ø 54	Ø 64	Ø 76

Custom sizes available upon request -
surcharge may apply.



FIX DEAD
DUMMY
OPTION

SUBROSES &
ALIGNMENT
COLLARS
SUPPLIED

PRE-BORE
ADAPTOR
AVAILABLE

UPDATED
11/22

ST3:030

Rosettes - Concealed fix

Concealed fix Rosettes, each available in four sizes; and all designed to work in conjunction with the Door Levers & Door Knobs to be found in sections ST1 & ST2. 5mm depth Thin version (T) available on some designs.



Fixings

Supplied with subroses, no.4 x 13mm wood screws, alignment collars and installation instructions.

Fix Dead Rosettes are supplied with 7813 mounts in place of standard subroses (*).

Pair of Pre-Bore Rosettes (sizes C & D only, except 7832 & 7832T D only) supplied with 7800 Pre-Bore Adapter in place of standard subroses (*).

(*) See pages ST6:070 & 080 for details.

How to Order

Split Finish Sets -
order as singles

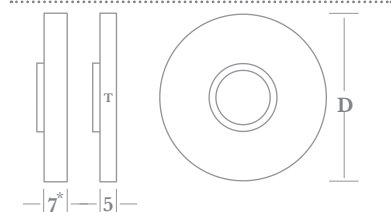
- 1) select ROSETTE (e.g. **7831** or **7831T**)
- 2) add FINISH (e.g. 7831**PB** or 7831T/**PB**)
- 3) add SIZE (e.g. 7831T/**PB/B**).

For HALF SET (single rosette) add/H (e.g. 7831T/**PB/B/H**).

For pair of rosettes FIX DEAD add FDS (e.g. 7831T/**PB/B/FDS**).

For single rosette FIX DEAD add FD (e.g. 7831T/**PB/B/H/FD**).

For PRE-BORE ADAPTOR (sizes C & D only, except 7832T C size) add PRE (e.g. 7831T/**PB/D/PRE**).



*7mm except for 7820, 7848 & 7849 D size is 9mm.
5mm = thin version (T)

	A	B	C	D
D (dia)	Ø 44	Ø 54	Ø 64	Ø 76

Custom sizes available upon request -
surcharge may apply.




FIX DEAD
DUMMY
OPTION



SUBROSES &
ALIGNMENT
COLLARS
SUPPLIED



PRE-BORE
ADAPTOR
AVAILABLE



size B shown

▲ 7820




size B shown

▲ 7823




size B shown

▲ 7828




7832 shown, size B

▲ 7832 / 7832T (7832T A size not available)




size B shown

▲ 7849



size B shown

▲ 7848



7831 shown, size B

▲ 7831 / 7831T



size B shown

▲ 7850

Rosettes - Concealed fix sprung

All shown SPG (10mm thickness), size B

Concealed fix Rosettes with sprung mechanism. Designed to work in conjunction with Allart Select & Precision Door Levers & Knobs. Available in two diameters - 54mm & 64mm, and two thicknesses - 10mm (SPG) & 5mm (SPGT).



Fixings

Supplied with no.6 x 19mm wood screws and M5 machine screws for bolt through fixing to suit 44mm to 57mm thick doors, M5 machine screws for thicker doors available on request.

Alternative fitting options (eg. pre-bore adaption) can be provided - please contact us for further information.

Note: Vertical fixing can be achieved by rotating the Rosette, no alternative fixing required.

How to Order

Split Finish Sets - order as singles

1) select ROSETTE (e.g. **7820SPG**)

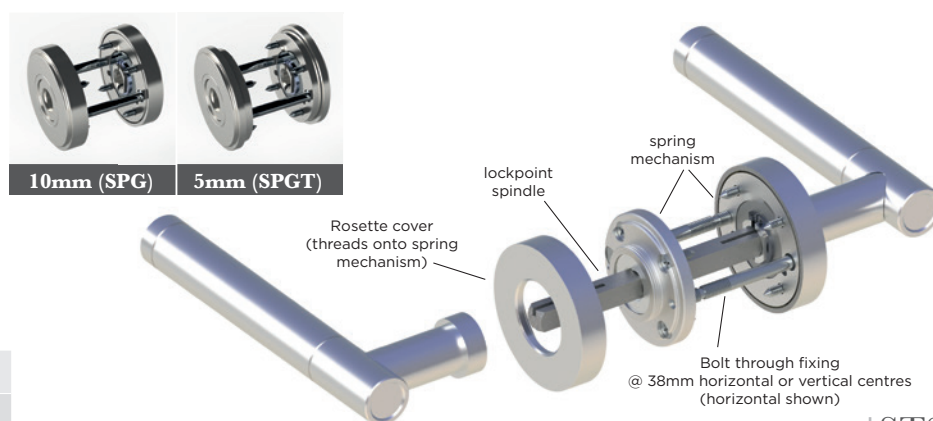
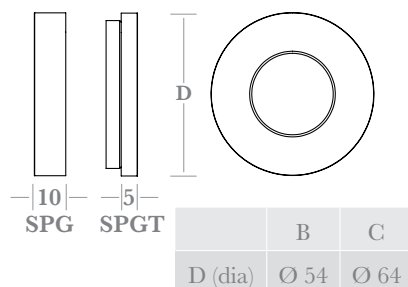
2) add FINISH (e.g. 7820SPG/**PB**)

3) add SIZE (7820SPG/**PB/B**).

For HALF SET (single rosette) add/LH or /RH (e.g. 7820SPG/**PB/B/LH**).

PLEASE NOTE: To work with Sprung Rosettes, the Lever or Knob needs to be machined to fit and 'SPG' must be added to the Lever or Knob code eg. 7754SPG/...

5mm versions (**SPGT**) require a 5mm deep x 50mm dia counterbore.



Rosettes - Concealed fix sprung

All shown SPG (10mm thickness), size B

Concealed fix Rosettes with sprung mechanism. Designed to work in conjunction with Allart Select & Precision Door Levers & Knobs. Available in two diameters - 54mm & 64mm, and two thicknesses - 10mm (SPG) & 5mm (SPGT).



Fixings

Supplied with no.6 x 19mm wood screws and M5 machine screws for bolt through fixing to suit 44mm to 57mm thick doors, M5 machine screws for thicker doors available on request.

Alternative fitting options (eg. pre-bore adaption) can be provided - please contact us for further information.

Note: Vertical fixing can be achieved by rotating the Rosette, no alternative fixing required.

How to Order

Split Finish Sets - order as singles

1) select ROSETTE (e.g. **7831SPG**)

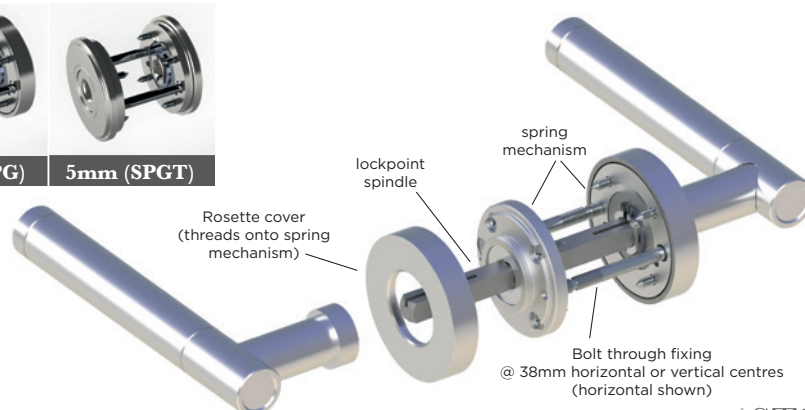

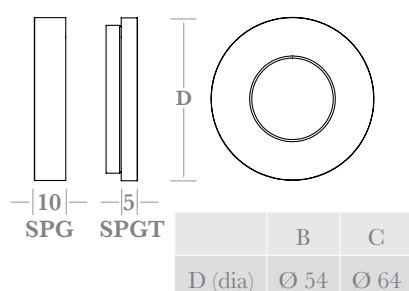
2) add FINISH (e.g. 7831SPG/**PB**)

3) add SIZE (7831SPG/**PB/B**).

For HALF SET (single rosette) add/LH or/RH (e.g. 7831SPG/**PB/B/LH**).

PLEASE NOTE: To work with Sprung Rosettes, the Lever or Knob needs to be machined to fit and 'SPG' must be added to the Lever or Knob code eg. 7754SPG/...

5mm versions (**SPGT**) require a 5mm deep x 50mm dia counterbore.



Rosettes - Concealed fix sprung

All shown SPG (10mm thickness), size B



SPG

SPGT

▲ 7843SPG / 7843SPGT



SPG

SPGT

▲ 7844SPG / 7844SPGT



SPG

SPGT

▲ 7845SPG / 7845SPGT



SPG

SPGT

▲ 7846SPG / 7846SPGT



SPG

SPGT

▲ 7847SPG / 7847SPGT



SPG

SPGT

▲ 7848SPG / 7848SPGT

Fixings

Supplied with no.6 x 19mm wood screws and M5 machine screws for bolt through fixing to suit 44mm to 57mm thick doors, M5 machine screws for thicker doors available on request.

Alternative fitting options (eg. pre-bore adaption) can be provided - please contact us for further information.

Note: Vertical fixing can be achieved by rotating the Rosette, no alternative fixing required.

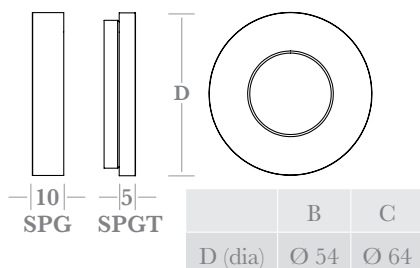
How to Order

Split Finish Sets - order as singles

- 1) select ROSETTE (e.g. **7843SPG**)
- 2) add FINISH (e.g. 7843SPG/**PB**)
- 3) add SIZE (7843SPG/**PB/B**).

For HALF SET (single rosette) add/LH or /RH (e.g. 7843SPG/**PB/B/LH**).

PLEASE NOTE: To work with Sprung Rosettes, the Lever or Knob needs to be machined to fit and 'SPG' must be added to the Lever or Knob code eg. 7754SPG/...



5mm versions (**SPGT**) require a 5mm deep x 50mm dia counterbore.



SPG

SPGT


▲ 7849SPG / 7849SPGT



SPG

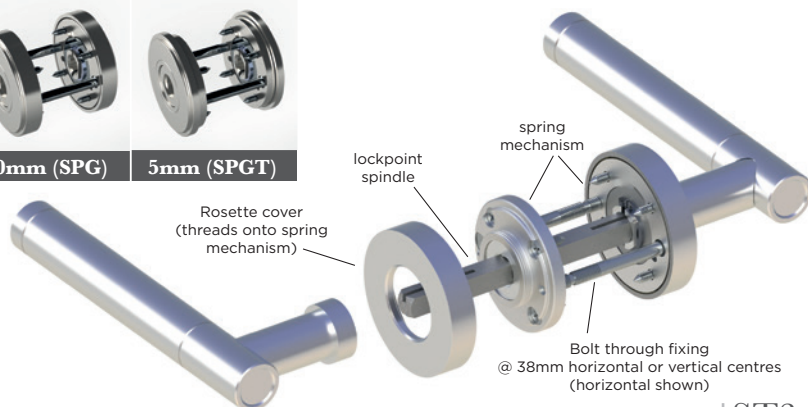
SPGT

▲ 7850SPG / 7850SPGT



10mm (SPG)

5mm (SPGT)




Rosette cover
(threads onto spring
mechanism)

lockpoint
spindlespring
mechanism

Bolt through fixing
@ 38mm horizontal or vertical centres
(horizontal shown)

Rosettes - Concealed fix

Three octagonal and one Art Deco design concealed fix Rosettes - designed to work in conjunction with the Door Levers & Door Knobs to be found in sections ST1 & ST2.



7824 A size shown with 7624 A size knob




size AA shown

▲ 7825



size A shown

▲ 7837

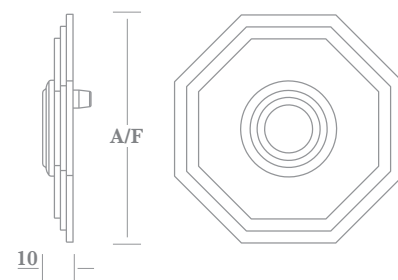


size A shown

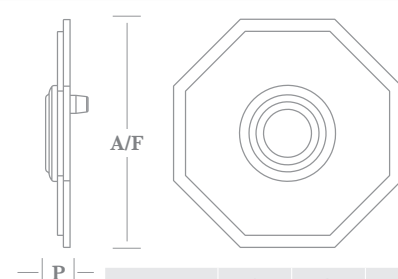
▲ 7824



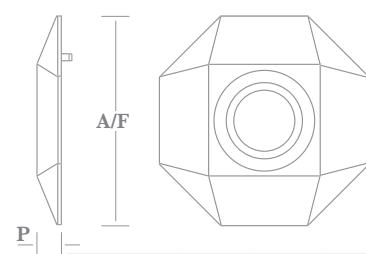
▲ 7826



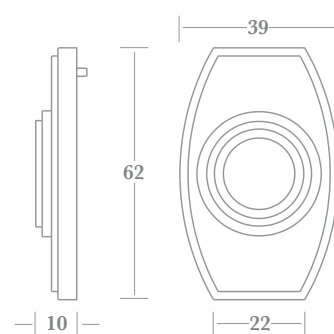
	AA	A	B
Size A/F	57	64	76



	A	B	C
Size A/F	57	64	76
P (proj)	9	9	10



	A	B	C
Size A/F	53	60	70
P (proj)	6	7	8



Fixings

Supplied with subroses, no.4 x 13mm wood screws, alignment collars and installation instructions.

Fitted with anti-rotation pegs.

Fix Dead Rosettes are supplied with 7813 mounts in place of standard subroses (*).

Pair of Pre-Bore Rosettes are supplied with 7800 Pre-Bore Adapter in place of standard subroses (*).

(*) See pages ST6:070 & 080 for details.

How to Order

Split Finish Sets -
order as singles

1) select PLATE (e.g. **7825**)

2) add FINISH (e.g. 7825**PB**)

3) add SIZE (except 7826) (e.g. 7825**PB/B**).

For HALF SET (single rosette) add/H (e.g. 7825**PB/B/H**).

For pair of rosettes FIX DEAD add FDS (e.g. 7825**PB/B/FDS**).

For single rosette FIX DEAD add FD (e.g. 7825**PB/B/H/FD**).

For PRE-BORE ADAPTOR (*) add PRE (e.g. 7825**PB/B/PRE**).

(*) Cannot be used with 7826, 7824A or B.

Finishes - See our price list or website for finish availability.



SUBROSES &
ALIGNMENT
COLLARS
SUPPLIED



7800

PRE-BORE
ADAPTOR
AVAILABLE



7813

FIX DEAD
DUMMY
OPTION

A/F = dimension across flats

Custom sizes available upon request -
surcharge may apply.

UPDATED
07/18

ST3:050

Trim Collars

Our Discrete Trim Collars provide an alternative to conventional Rosettes for a simple/minimalist look. Designed to work in conjunction with Allart Select and Precision Door Levers & Knobs.



Fixings

No fixings required, the Trim Collar simply taps into a 1" diameter hole.

How to Order

Split Finish Sets - order as singles

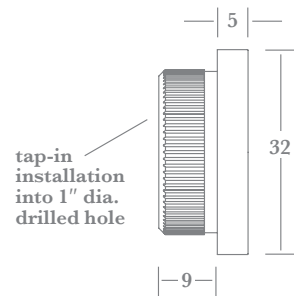
1) select TRIM COLLAR
(e.g. **7851F**)









2) add FINISH (e.g. 7851F/**PB**)

For HALF SET (single Collar) add /H
(e.g. 7851F/**PB/H**).

FIX DEAD and FIXED DEAD SET can be achieved using the 7802 Fix-Dead Dummy Insert. NB. Half set fixed dead also requires a 7818 Single Side Spindle. Both ordered separately.


7802 Fix-Dead Dummy Insert, Face Plate & screws supplied finish matched. See MC3:090 for further details.



 ▲ 7851B	 ▲ 7851F
 ▲ 7851J	 ▲ 7851K
 ▲ 7851L	 ▲ 7851M
 ▲ 7851R	 ▲ 7851S

Diamond Plates

A selection of four Diamond orientated Plates, all available in three sizes with a choice of five seating/collar options; and all designed to work in conjunction with the Door Levers & Door Knobs to be found in sections ST1 & ST2 (which can be attached to Face fixed Plates if desired).



Fixings

Plate supplied with finish matched, no.6 x 19mm wood screws, alignment collar and installation instructions.

How to Order

Split Finish Sets - order as singles

Plates only:

- 1) select PLATE (e.g. **5951**)
 - 2) add SIZE (e.g. 5951**B**)
 - 3) add COLLAR DESIGN (e.g. 5951B/**K**)
 - 4) add FINISH (5951B/K/**PB**)
- For SINGLE PLATE add/H (e.g. 5951B/K/PB/**H**).

For FIX DEAD add FDS for pairs of plates (e.g. 5951B/K/PB/**FDS**) or FD for single plates (e.g. 5951B/K/PB/H/**FD**).

Plates with Levers/Knobs attached:

- 1) select PLATE (e.g. **4751**)
- 2) add SIZE (e.g. 4751**B**)
- 3) add COLLAR DESIGN (e.g. 4751B/**G**)
- 4) add FINISH (e.g. 4751B/G/**PB**)
- 5) add LEVER/KNOB from sections ST1 & ST2 (e.g. 4751B/G/PB/**7740**).

For SINGLE PLATE with LEVER add LH or RH (e.g. 4751B/G/PB/7740**LH**)

For SINGLE PLATE with KNOB add /H (e.g. 4751B/G/PB/7634B/**H**)

For FIX DEAD add FDS for pairs of plates (e.g. 4751B/G/PB/7634B/**FDS**) or FD for single plates (e.g.4751B/G/PB/7634B/H/**FD**).

Finishes - See our price list or website for finish availability.



size B shown with collar F

▲ **4751**



size B shown with collar J

▲ **4951**



size B shown with collar K

▲ **5951**



size B shown with collar L

▲ **6051** Size A available with type G flush seating only



4700 shown



4900 shown

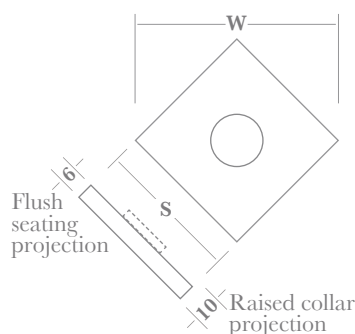


5900 shown



6000 shown

Concealed fix diamond plates - order same as square plates, see page ST4:030



	A	B	C
S (square)	44	54	64
W (width)	62	76	90

Custom sizes available upon request - surcharge may apply.

FIX DEAD DUMMY OPTION - FACE FIX ONLY (Supplied assembled)



Achieved by custom machining both the Plate & Lever/ Knob, then fixing together with a lockbolt.

Seating & Collar options



type G

type F

type J

type K

type L


See page ST6:010 for further details



Face Fix Plates can be supplied with Allart Select Levers or Knobs attached (circlip fixed) See sections ST1 & ST2

Square Plates - Face fixed

A selection of nine face fixed Square Plates, all available in three sizes; with a choice of five seating/collar options; and all designed to work in conjunction with the Door Levers & Door Knobs to be found in sections ST1 & ST2 (which can be supplied attached if desired).



 size B shown with flush seating G 3250	 size B shown with collar F 4750	 size B shown with collar J 4950
 size B shown with collar K 5950	 size B shown with collar L 6050 Size A available with type G flush seating only	 size B shown with flush seating G 6650
 size B shown with collar K 6750 (square edge design)	 size B shown with flush seating G 6850 (round edge design) Size A available with type G flush seating only	 size B shown with flush seating G 8750 Not available in Size A. Size B available with type G flush seating only.

Fixings

Plates supplied with finish matched, no.6 x 19mm wood screws, alignment collars and installation instructions.

How to Order

Plates only:

- 1) select PLATE (e.g. **4750**)
- 2) add SIZE (e.g. **4750B**)
- 3) add COLLAR DESIGN (e.g. **4750B/G**)
- 4) add FINISH (**4750B/G/PB**).

For SINGLE PLATE add/H (e.g. **4750B/G/PB/H**).

For FIX DEAD add FDS for pairs of plates (e.g. **4750B/G/PB/FDS**) or FD for single plates (e.g. **4750B/G/PB/H/FD**).

Plates with Levers/Knobs attached;

- 1) select PLATE (e.g. **4750**)
- 2) add SIZE (e.g. **4750B**)
- 3) add COLLAR DESIGN (e.g. **4750B/G**)
- 4) add FINISH (e.g. **4750B/G/PB**)
- 5) add LEVER/KNOB from sections ST1 & ST2 (e.g. **4750B/G/PB/7740**).

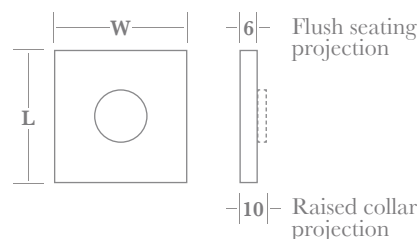
For SINGLE PLATE with LEVER add HANDING LH or RH (e.g. **4750B/G/PB/7740LH**).

For SINGLE PLATE with KNOB add/H (e.g. **4750B/G/PB/7634B/H**).

For FIX DEAD add FDS for pairs of plates (e.g. **4750B/G/PB/7634B/FDS**) or FD for single plates (e.g. **4750B/G/PB/7634B/H/FD**).

Finishes - See our price list or website for finish availability.

Split Finish Sets - order as singles



	A	B	C
L x W	44 x 44	54 x 54	64 x 64
3250 only	62 x 44	72 x 54	82 x 64

Custom sizes available upon request - surcharge may apply.

Seating & Collar options



See page ST6:010 for further details

FIX DEAD DUMMY OPTION - (Supplied assembled)



Achieved by custom machining both the Plate & Lever/ Knob, then fixing together with a lockbolt.



Face Fix Plates can be supplied with Allart Select Levers or Knobs attached (circlip fixed) See sections ST1 & ST2

Square Plates - Concealed fix

A selection of nine concealed fix Square Plates, all available in three sizes with a choice of five seating/collar options; and all designed to work in conjunction with the Door Levers & Door Knobs to be found in sections ST1 & ST2.

NB. Please note Levers & Knobs cannot be attached to Concealed fix Plates.



Fixings

Supplied with subroses, no.4 x 13mm wood screws, alignment collars and installation instructions.

Fix Dead Plates are supplied with 7813 mounts in place of standard subroses (*).

Pair of Pre-Bore Plates (sizes C only) supplied with 7800 Pre-Bore Adaptor in place of standard Plates (*).

(*) See pages ST6:070 & 080 for details.

How to Order

Split Finish Sets - order as singles

- 1) select PLATE (e.g. **4700**)
- 2) add SIZE (e.g. **4700B**)
- 3) add COLLAR DESIGN (e.g. **4700B/G**)
- 4) add FINISH (4700B/G/**PB**).

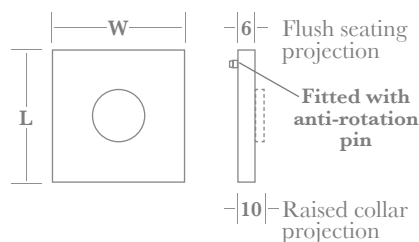

For SINGLE PLATE add/H (e.g. 4700B/G/PB/**H**).

For FIX DEAD pair of plates add FDS (e.g. 4700B/G/PB/**FDS**).

For FIX DEAD single plate add FD (e.g.4700B/G/PB/H/**FD**).

For pair of plates with PRE-BORE ADAPTOR (sizes C only) add PRE (e.g. 4700C/G/PB/**PRE**).

Finishes - See our price list or website for finish availability.



	A	B	C
L x W	44 x 44	54 x 54	64 x 64
3200 only	62 x 44	72 x 54	82 x 64

Custom sizes available upon request - surcharge may apply.

Collar options



See page ST6:010 for further details



Backplate - 32 series

An Art Deco inspired, contemporary Backplate, offered with a selection of collar designs and available either face fixed or concealed fix.

This Backplate is designed to work in conjunction with the Door Levers & Door Knobs to be found in sections ST1 & ST2.



Standard Sizes

Length	190	254	305	380
--------	-----	-----	-----	-----

Width	Availability
27	Not Available.
32	
38	All Configurations & Options, <u>except</u> US Entry.
44	All Configurations & Options.
54	
64	
76	

Thickness

6mm for all unsprung backplates.
9mm for all spring-assisted* backplates.

*Spring-assisted backplates need to be 9mm thick to accommodate the spring cassette, and require a raised collar; G flush collar/seating option not possible.

Finishes - See our price list or website for finish availability.




3211 190mm x 44mm latch plate shown with collar K

▲ **Latch (Passage), Lock & Privacy Configuration** - see pages ST5:010-080



▲ **Collar, Turn & Privacy Release Options** - see section ST6




54mm wide shown

38mm wide shown

44mm wide & above

38mm wide only

▲ **Face Fixed screw positions**



254mm x 38mm shown with turn T56

▲ **Multipoint Configuration** - see pages ST5:150-200



254mm x 54mm shown with turn T56, collar K and C01 exposed cylinder option.

▲ **US Entry Configuration** - see pages ST5:090-140

Backplate - 34 series

A traditional period Backplate, offered with a selection of collar designs and available either face fixed or concealed fix.

This Backplate is designed to work in conjunction with the Door Levers & Door Knobs to be found in sections ST1 & ST2.



Standard Sizes

Length	190	254	305	380
--------	-----	-----	-----	-----

Width	Availability
27	Not Available.
32	
38	All Face Fix Configurations with type G seating only, <u>except</u> US Entry & Spring Assisted Multipoint.
44	All Configurations and Options <u>except</u> US Entry.
54	All Configurations & Options.
64	
76	

Thickness

6mm for all unsprung backplates.
9mm for all spring-assisted* backplates.

*Spring-assisted backplates need to be 9mm thick to accommodate the spring cassette, and require a raised collar; G flush collar/seating option not possible.

Finishes - See our price list or website for finish availability.



3411 190mm x 44mm latch plate shown with collar L

▲ **Latch (Passage), Lock & Privacy Configuration** - see pages ST5:010-080



▲ **Collar, Turn & Privacy Release Options** - see section ST6

54mm wide shown



44mm wide & above

38mm wide shown



38mm wide only

▲ **Face Fixed screw positions**



254mm x 38mm shown with turn T78

▲ **Multipoint Configuration** - see pages ST5:150-200



254mm x 54mm shown with turn T78, collar L and C01 exposed cylinder option.

▲ **US Entry Configuration** - see pages ST5:090-140

Backplate - 41 series

A classic Art Deco period Backplate, offered with a selection of collar designs and available either face fixed or concealed fix.

This Backplate is designed to work in conjunction with the Door Levers & Door Knobs to be found in sections ST1 & ST2.



Standard Sizes

Length	190	254	305	380
--------	-----	-----	-----	-----

Width	Availability
27	Not Available.
32	
38	All Face Fix Configurations with type G seating only, <u>except</u> US Entry & Spring Assisted Multipoint.
44	All Configurations and Options <u>except</u> US Entry.
54	All Configurations & Options.
64	
76	

Thickness

6mm for all unsprung backplates.
9mm for all spring-assisted* backplates.


*Spring-assisted backplates need to be 9mm thick to accommodate the spring cassette, and require a raised collar; G flush collar/seating option not possible.

Finishes - See our price list or website for finish availability.




4111 190mm x 44mm latch plate shown with collar K

▲ **Latch (Passage), Lock & Privacy Configuration** - see pages ST5:010-080



▲ **Collar, Turn & Privacy Release Options** - see section ST6

54mm wide shown



44mm wide & above

38mm wide shown



38mm wide only

▲ **Face Fixed screw positions**



254mm x 38mm shown with turn T54

▲ **Multipoint Configuration** - see pages ST5:150-200



254mm x 54mm shown with turn T54, collar K and C01 exposed cylinder option.

▲ **US Entry Configuration** - see pages ST5:090-140

Backplate - 47 series

A classic bevelled edged Backplate, offered with a selection of collar designs and available either face fixed or concealed fix. This Backplate is designed to work in conjunction with the Door Levers & Door Knobs to be found in sections ST1 & ST2.



Standard Sizes

Length	190	254	305	380
--------	-----	-----	-----	-----

Width	Availability
27	Not Available.
32	Unsprung Multipoint with type G seating only.
38	All Configurations & Options, <u>except</u> US Entry.
44	All Configurations & Options.
54	
64	
76	

Thickness
6mm for all unsprung backplates. 9mm for all spring-assisted* backplates.

*Spring-assisted backplates need to be 9mm thick to accommodate the spring cassette, and require a raised collar; G flush collar/seating option not possible.

Finishes - See our price list or website for finish availability.




4711 190mm x 44mm latch plate shown with collar F



▲ **Latch (Passage), Lock & Privacy Configuration** - see pages ST5:010-080

▲ **Collar, Turn & Privacy Release Options** - see section ST6



▲ **Face Fixed screw positions**



254mm x 38mm shown with turn T58

▲ **Multipoint Configuration** - see pages ST5:150-200



254mm x 54mm shown with turn T58, collar F and C01 exposed cylinder option.

▲ **US Entry Configuration** - see pages ST5:090-140

Backplate - 48 series

A modern Backplate, offered with a selection of collar designs and available either face fixed or concealed fix.

This Backplate is designed to work in conjunction with the Door Levers & Door Knobs to be found in sections ST1 & ST2.



Standard Sizes

Length	190	254	305	380
Width	Availability			
27	Not Available.			
32				
38	All Configurations & Options, <u>except</u> US Entry.			
44	All Configurations & Options.			
54				
64				
76				
Thickness				
6mm for all unsprung backplates. 9mm for all spring-assisted* backplates.				


*Spring-assisted backplates need to be 9mm thick to accommodate the spring cassette, and require a raised collar; G flush collar/seating option not possible.

Finishes - See our price list or website for finish availability.




4817 190mm x 44mm privacy plate shown with collar G

▲ **Latch (Passage), Lock & Privacy Configuration** - see pages ST5:010-080



▲ **Collar, Turn & Privacy Release Options** - see section ST6

54mm wide shown



44mm wide & above

38mm wide shown



38mm wide only

▲ **Face Fixed screw positions**



254mm x 38mm shown with turn T48

▲ **Multipoint Configuration** - see pages ST5:150-200



254mm x 54mm shown with turn T48, G seat and C18 cylinder cover.

▲ **US Entry Configuration** - see pages ST5:090-140

Backplate - 49 series

A classic square edged Backplate, offered with a selection of collar designs and available either face fixed or concealed fix.

This Backplate is designed to work in conjunction with the Door Levers & Door Knobs to be found in sections ST1 & ST2.



Standard Sizes

Length	190	254	305	380
--------	-----	-----	-----	-----

Width	Availability
27	Unsprung Multipoint with type G seating only.
32	
38	All Configurations & Options, <u>except</u> US Entry.
44	All Configurations & Options.
54	
64	
76	

Thickness
6mm for all unsprung backplates.
9mm for all spring-assisted* backplates.

*Spring-assisted backplates need to be 9mm thick to accommodate the spring cassette, and require a raised collar; G flush collar/seating option not possible.

Finishes - See our price list or website for finish availability.



4911 190mm x 44mm latch plate shown with collar J

▲ **Latch (Passage), Lock & Privacy Configuration** - see pages ST5:010-080



▲ **Collar, Turn & Privacy Release Options** - see section ST6

54mm wide shown

38mm wide shown

44mm wide & above

27, 32 & 38mm wide

▲ **Face Fixed screw positions**



254mm x 38mm shown with turn T63

▲ **Multipoint Configuration** - see pages ST5:150-200



254mm x 54mm shown with turn T63, collar J and CO4 cylinder cover

▲ **US Entry Configuration** - see pages ST5:090-140

Backplate - 51 series

A modern Backplate, offered with a selection of collar designs and available either face fixed or concealed fix.

This Backplate is designed to work in conjunction with the Door Levers & Door Knobs to be found in sections ST1 & ST2.



Standard Sizes

Length	190	254	305	380
Width	Availability			
27	Not Available.			
32				
38	All Configurations & Options, <u>except</u> US Entry.			
44	All Configurations & Options.			
54				
64				
76				
Thickness				
6mm for all unsprung backplates. 9mm for all spring-assisted* backplates.				


*Spring-assisted backplates need to be 9mm thick to accommodate the spring cassette, and require a raised collar; G flush collar/seating option not possible.

Finishes - See our price list or website for finish availability.



5117 190mm x 44mm privacy plate shown with collar G

▲ **Latch (Passage), Lock & Privacy Configuration** - see pages ST5:010-080




▲ **Collar, Turn & Privacy Release Options** - see section ST6

54mm wide shown




44mm wide & above

38mm wide shown




38mm wide only

▲ **Face Fixed screw positions**



254mm x 38mm shown with turn T48

▲ **Multipoint Configuration** - see pages ST5:150-200




254mm x 54mm shown with turn T48, G seat and C01 exposed cylinder option.

▲ **US Entry Configuration** - see pages ST5:090-140

Backplate - 58 series

A classic stepped edge Backplate, offered with a selection of collar designs and available either face fixed or concealed fix.

This Backplate is designed to work in conjunction with the Door Levers & Door Knobs to be found in sections ST1 & ST2.



Standard Sizes

Length	190	254	305	380
--------	-----	-----	-----	-----

Width	Availability
27	Not Available.
32	
38	All Face Fix Configurations with type G seating only, <u>except</u> US Entry & Spring Assisted Multipoint.
44	All Configurations and Options <u>except</u> US Entry.
54	All Configurations & Options.
64	
76	

Thickness

6mm for all unsprung backplates.
9mm for all spring-assisted* backplates.

*Spring-assisted backplates need to be 9mm thick to accommodate the spring cassette, and require a raised collar; G flush collar/seating option not possible.

Finishes - See our price list or website for finish availability.



5811 190mm x 44mm latch plate shown with collar K

▲ **Latch (Passage), Lock & Privacy Configuration** - see pages ST5:010-080



▲ **Collar, Turn & Privacy Release Options** - see section ST6

54mm wide shown



44mm wide & above

38mm wide shown



38mm wide only

▲ **Face Fixed screw positions**



254mm x 38mm shown with turn T86

▲ **Multipoint Configuration** - see pages ST5:150-200



254mm x 54mm shown with turn T86, collar K and C01 exposed cylinder option.

▲ **US Entry Configuration** - see pages ST5:090-140

Backplate - 59 series

A classic stepped edge Backplate, offered with a selection of collar designs and available either face fixed or concealed fix.

This Backplate is designed to work in conjunction with the Door Levers & Door Knobs to be found in sections ST1 & ST2.



Standard Sizes

Length	190	254	305	380
Width	Availability			
27	Not available.			
32	Unsprung Multipoint with type G seating only.			
38	All Configurations & Options, <u>except</u> US Entry.			
44	All Configurations & Options.			
54				
64				
76				

Thickness

6mm for all unsprung backplates.
9mm for all spring-assisted* backplates.


*Spring-assisted backplates need to be 9mm thick to accommodate the spring cassette, and require a raised collar; G flush collar/seating option not possible.

Finishes - See our price list or website for finish availability.




5911 190mm x 44mm latch plate shown with collar K

▲ **Latch (Passage), Lock & Privacy Configuration** - see pages ST5:010-080



▲ **Collar, Turn & Privacy Release Options** - see section ST6

54mm wide shown



44mm wide & above

38mm wide shown



32mm & 38mm wide

▲ **Face Fixed screw positions**



254mm x 38mm shown with turn T51

▲ **Multipoint Configuration** - see pages ST5:150-200



254mm x 54mm shown with turn T61, collar K and C01 exposed cylinder option.

▲ **US Entry Configuration** - see pages ST5:090-140

Backplate - 60 series

A traditional period Backplate, offered with a selection of collar designs and available either face fixed or concealed fix.

This Backplate is designed to work in conjunction with the Door Levers & Door Knobs to be found in sections ST1 & ST2.



Standard Sizes

Length	190	254	305	380
Width	Availability			
27	Not Available.			
32				
38	All Face Fix Configurations with type G seating only, <u>except</u> US Entry & Spring Assisted Multipoint.			
44	All Configurations and Options <u>except</u> US Entry.			
54	All Configurations & Options.			
64				
76				

Thickness

6mm for all unsprung backplates.
9mm for all spring-assisted* backplates.

*Spring-assisted backplates need to be 9mm thick to accommodate the spring cassette, and require a raised collar; G flush collar/seating option not possible.

Finishes - See our price list or website for finish availability.



6011 190mm x 44mm latch plate shown with collar L

▲ **Latch (Passage), Lock & Privacy Configuration** - see pages ST5:010-080



▲ **Collar, Turn & Privacy Release Options** - see section ST6

54mm wide shown



44mm wide & above

38mm wide shown



38mm wide only

▲ **Face Fixed screw positions**



254mm x 38mm shown with turn T51

▲ **Multipoint Configuration** - see pages ST5:150-200



254mm x 54mm shown with turn T51, collar L and C01 exposed cylinder option.

▲ **US Entry Configuration** - see pages ST5:090-140

Backplate - 66 series

A classic Art Deco period Backplate, offered with a selection of collar designs and available either face fixed or concealed fix.

This Backplate is designed to work in conjunction with the Door Levers & Door Knobs to be found in sections ST1 & ST2.



Standard Sizes

Length	190	254	305	380
--------	-----	-----	-----	-----

Width	Availability
27	Not Available.
32	
38	All Configurations & Options, <u>except</u> US Entry.
44	All Configurations & Options.
54	
64	
76	

Thickness
6mm for all unsprung backplates. 9mm for all spring-assisted* backplates.

*Spring-assisted backplates need to be 9mm thick to accommodate the spring cassette, and require a raised collar; G flush collar/seating option not possible.

Finishes - See our price list or website for finish availability.




6611 190mm x 54mm latch plate shown with collar K



▲ **Latch (Passage), Lock & Privacy Configuration** - see pages ST5:010-080

▲ **Collar, Turn & Privacy Release Options** - see section ST6



54mm wide shown

38mm wide shown

44mm wide & above

38mm wide only

▲ **Face Fixed screw positions**



254mm x 38mm shown with turn T54

▲ **Multipoint Configuration** - see pages ST5:150-200



254mm x 54mm shown with turn T54, G seat and C01 exposed cylinder option.

▲ **US Entry Configuration** - see pages ST5:090-140

Backplate - 67 series (square edge design)

A classic Art Deco period Backplate, offered with a selection of collar designs and available either face fixed or concealed fix.

This Backplate is designed to work in conjunction with the Door Levers & Door Knobs to be found in sections ST1 & ST2.



Standard Sizes

Length	190	254	305	380
--------	-----	-----	-----	-----

Width	Availability
27	Not Available.
32	
38	All Face Fix Configurations with type G seating only, <u>except</u> US Entry & Spring Assisted Multipoint.
44	All Configurations and Options <u>except</u> US Entry.
54	All Configurations & Options.
64	
76	

Thickness

6mm for all unsprung backplates.
9mm for all spring-assisted* backplates.


*Spring-assisted backplates need to be 9mm thick to accommodate the spring cassette, and require a raised collar; G flush collar/seating option not possible.

Finishes - See our price list or website for finish availability.



6711 190mm x 44mm latch plate shown with collar G

▲ Latch (Passage), Lock & Privacy Configuration - see pages ST5:010-080



▲ Collar, Turn & Privacy Release Options - see section ST6

54mm wide shown



44mm wide & above

38mm wide shown



38mm wide only

▲ Face Fixed screw positions



254mm x 38mm shown with turn T56

▲ Multipoint Configuration - see pages ST5:150-200



254mm x 54mm shown with turn T56, collar K and C01 exposed cylinder option.

▲ US Entry Configuration - see pages ST5:090-140

Backplate - 68 series (round edge design)

A classic Art Deco period Backplate, offered with a selection of collar designs and available either face fixed or concealed fix.

This Backplate is designed to work in conjunction with the Door Levers & Door Knobs to be found in sections ST1 & ST2.



Standard Sizes

Length	190	254	305	380
Width	Availability			
27	Not Available.			
32				
38	All Face Fix Configurations with type G seating only, <u>except</u> US Entry & Spring Assisted Multipoint.			
44	All Configurations and Options <u>except</u> US Entry.			
54	All Configurations & Options.			
64				
76				

Thickness

6mm for all unsprung backplates.
9mm for all spring-assisted* backplates.

*Spring-assisted backplates need to be 9mm thick to accommodate the spring cassette, and require a raised collar; G flush collar/seating option not possible.

Finishes - See our price list or website for finish availability.




6811 190mm x 44mm latch plate shown with collar G

▲ Latch (Passage), Lock & Privacy Configuration - see pages ST5:010-080



▲ Collar, Turn & Privacy Release Options - see section ST6

54mm wide shown



44mm wide & above

38mm wide shown



38mm wide only

▲ Face Fixed screw positions



254mm x 38mm shown with turn T55

▲ Multipoint Configuration - see pages ST5:150-200



254mm x 54mm shown with turn T55, G seat and C01 exposed cylinder option.

▲ US Entry Configuration - see pages ST5:090-140

Backplate - 83 series

A traditional period Backplate, offered with a selection of collar designs and available either face fixed or concealed fix.

This Backplate is designed to work in conjunction with the Door Levers & Door Knobs to be found in sections ST1 & ST2.



Standard Sizes

Length	190	254	305	380
--------	-----	-----	-----	-----

Width	Availability
27	Not Available.
32	Unsprung Multipoint with type G seating only.
38	All Configurations & Options, <u>except</u> US Entry.
44	All Configurations & Options.
54	
64	
76	

Thickness

6mm for all unsprung backplates.
9mm for all spring-assisted* backplates.

*Spring-assisted backplates need to be 9mm thick to accommodate the spring cassette, and require a raised collar; G flush collar/seating option not possible.

Finishes - See our price list or website for finish availability.



8311 190mm x 44mm latch plate shown with collar L

▲ **Latch (Passage), Lock & Privacy Configuration** - see pages ST5:010-080



▲ **Collar, Turn & Privacy Release Options** - see section ST6

54mm wide shown



44mm wide & above

38mm wide shown



38mm wide only

▲ **Face Fixed screw positions**



254mm x 38mm shown with turn T51

▲ **Multipoint Configuration** - see pages ST5:150-200



254mm x 54mm shown with turn T51, collar L and C01 exposed cylinder option.

▲ **US Entry Configuration** - see pages ST5:090-140

Backplate - 84 series

A traditional period Backplate, offered with a selection of collar designs and available either face fixed or concealed fix.

This Backplate is designed to work in conjunction with the Door Levers & Door Knobs to be found in sections ST1 & ST2.



Standard Sizes

Length	190	254	305	380
--------	-----	-----	-----	-----

Width	Availability
27	Not Available.
32	
38	All Face Fix Configurations with type G seating only, <u>except</u> US Entry & Spring Assisted Multipoint.
44	All Configurations and Options <u>except</u> US Entry.
54	All Configurations & Options.
64	
76	

Thickness

6mm for all unsprung backplates.
9mm for all spring-assisted* backplates.


*Spring-assisted backplates need to be 9mm thick to accommodate the spring cassette, and require a raised collar; G flush collar/seating option not possible.

Finishes - See our price list or website for finish availability.



8411 190mm x 44mm latch plate shown with collar L

▲ **Latch (Passage), Lock & Privacy Configuration** - see pages ST5:010-080



▲ **Collar, Turn & Privacy Release Options** - see section ST6

54mm wide shown



44mm wide & above

38mm wide shown



38mm wide only

▲ **Face Fixed screw positions**



254mm x 38mm shown with turn T53

▲ **Multipoint Configuration** - see pages ST5:150-200



254mm x 54mm shown with turn T53, collar L and C01 exposed cylinder option.

▲ **US Entry Configuration** - see pages ST5:090-140

Backplate - 86 series

A modern Backplate, offered with a selection of collar designs and available either face fixed or concealed fix.

This Backplate is designed to work in conjunction with the Door Levers & Door Knobs to be found in sections ST1 & ST2.



Standard Sizes

Length	190	254	305	380
--------	-----	-----	-----	-----

Width	Availability
27	Not Available.
32	
38	All Face Fix Configurations with type G seating only, <u>except</u> US Entry & Spring Assisted Multipoint.
44	All Configurations and Options <u>except</u> US Entry.
54	All Configurations & Options.
64	
76	

Thickness

6mm for all unsprung backplates.
9mm for all spring-assisted* backplates.

*Spring-assisted backplates need to be 9mm thick to accommodate the spring cassette, and require a raised collar; G flush collar/seating option not possible.

Finishes - See our price list or website for finish availability.



8611 190mm x 44mm latch plate shown with collar M

▲ Latch (Passage), Lock & Privacy Configuration - see pages ST5:010-080



▲ Collar, Turn & Privacy Release Options - see section ST6

54mm wide shown



44mm wide & above

38mm wide shown



38mm wide only

▲ Face Fixed screw positions



254mm x 38mm shown with turn T67

▲ Multipoint Configuration - see pages ST5:150-200



254mm x 54mm shown with turn T67, collar M and C01 exposed cylinder option.

▲ US Entry Configuration - see pages ST5:090-140

Backplate - 87 series

A classic Regency/Georgian period Backplate, offered with a selection of collar designs and available either face fixed or concealed fix.

This Backplate is designed to work in conjunction with the Door Levers & Door Knobs to be found in sections ST1 & ST2.



Standard Sizes

Length	190	254	305	380
Width	Availability			
27	Not Available.			
32				
38	All Face Fix Configurations with type G seating only, <u>except</u> US Entry & Spring Assisted Multipoint.			
44	All Configurations and Options <u>except</u> US Entry.			
54	All Configurations & Options.			
64				
76				

Thickness

6mm for all unsprung backplates.
9mm for all spring-assisted* back-plates.

*Spring-assisted backplates need to be 9mm thick to accommodate the spring cassette, and require a raised collar; G flush collar/seating option not possible.

Finishes - See our price list or website for finish availability.



8711 190mm x 44mm latch plate shown with collar K

▲ **Latch (Passage), Lock & Privacy Configuration** - see pages ST5:010-080




▲ **Collar, Turn & Privacy Release Options** - see section ST6

54mm wide shown



54mm wide & above

38mm wide shown



38mm & 44mm wide

▲ **Face Fixed screw positions**



254mm x 38mm shown with turn T53

▲ **Multipoint Configuration** - see pages ST5:150-200



254mm x 54mm shown with turn T53, collar L and C01 exposed cylinder option.

▲ **US Entry Configuration** - see pages ST5:090-140

Backplate - 88 series

A classic Backplate, offered with a selection of collar designs and available either face fixed or concealed fix.

This Backplate is designed to work in conjunction with the Door Levers & Door Knobs to be found in sections ST1 & ST2.



Standard Sizes

Length	190	254	305	380
--------	-----	-----	-----	-----

Width	Availability
27	Not Available.
32	
38	All Face Fix Configurations with type G seating only, <u>except</u> US Entry & Spring Assisted Multipoint.
44	All Configurations and Options <u>except</u> US Entry.
54	All Configurations & Options.
64	
76	

Thickness

6mm for all unsprung backplates.
9mm for all spring-assisted* backplates.


*Spring-assisted backplates need to be 9mm thick to accommodate the spring cassette, and require a raised collar; G flush collar/seating option not possible.

Finishes - See our price list or website for finish availability.



8811 190mm x 44mm latch plate shown with collar L

▲ Latch (Passage), Lock & Privacy Configuration - see pages ST5:010-080



▲ Collar, Turn & Privacy Release Options - see section ST6

54mm wide shown



38mm wide shown



44mm wide & above

38mm wide only

▲ Face Fixed screw positions



254mm x 38mm shown with turn T78

▲ Multipoint Configuration - see pages ST5:150-200



254mm x 54mm shown with turn T78, collar L and C01 exposed cylinder option.

▲ US Entry Configuration - see pages ST5:090-140

Backplate - 93 series

A modern Backplate, offered with a selection of collar designs and available either face fixed or concealed fix.

This Backplate is designed to work in conjunction with the Door Levers & Door Knobs to be found in sections ST1 & ST2.



Standard Sizes

Length	190	254	305	380
--------	-----	-----	-----	-----

Width	Availability
27	Not Available.
32	
38	All Face Fix Configurations with type G seating only, <u>except</u> US Entry & Spring Assisted Multipoint.
44	All Configurations and Options <u>except</u> US Entry.
54	All Configurations & Options.
64	
76	

Thickness

6mm for all unsprung backplates.
9mm for all spring-assisted* backplates.


*Spring-assisted backplates need to be 9mm thick to accommodate the spring cassette, and require a raised collar; G flush collar/seating option not possible.

Finishes - See our price list or website for finish availability.




9311 190mm x 54mm latch plate shown with collar G

▲ **Latch (Passage), Lock & Privacy Configuration** - see pages ST5:010-080



▲ **Collar, Turn & Privacy Release Options** - see section ST6

54mm wide shown




44mm wide & above

38mm wide shown




38mm wide only

▲ **Face Fixed screw positions**



254mm x 38mm shown with turn T84

▲ **Multipoint Configuration** - see pages ST5:150-200



254mm x 54mm shown with turn T84, collar F and C01 exposed cylinder option.

▲ **US Entry Configuration** - see pages ST5:090-140

Backplates - Latch (Passage) - Face Fixed

66 Series Plates with type J collar illustrated




Face Fixed Plates can be supplied with Allart Select Levers or Knobs attached (circlip fixed).

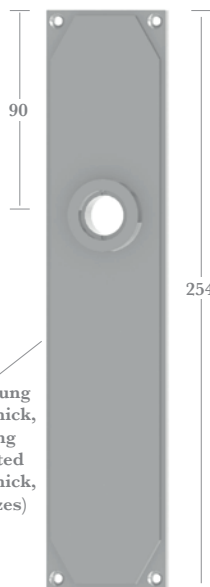
OPTIONS:
Plate designs - ST4
Seating/Collars - ST6:010
Lever/Knob designs - ST1 & ST2



(A width shown)

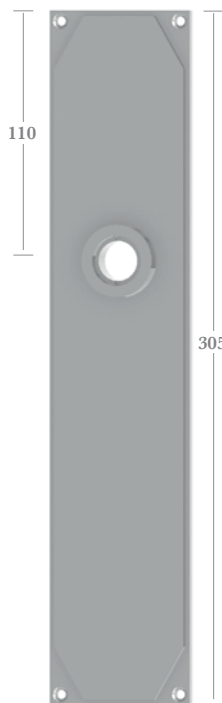


(B width shown)



Unsprung
6mm thick,
Spring
Assisted
9mm thick,
(all sizes)

(C width shown)



(D width shown)




Plate Length	190mm	254mm	305mm	380mm
Length & Function Code	--61	--71	--81	--91

All Plate Lengths are available in the following widths:

Plate Width	38mm	44mm	54mm	64mm	76mm
Code	AA*	A	B	C	D

* Availability dependent on Backplate design - see section ST4 for details

Fixings

Supplied with finish matched no.6 wood screws, alignment collars and installation instructions. An 8mm x 110mm Stainless Steel Lockpoint Spindle and grubscrews are supplied when Lever/Knob attached.

How to Order

Split Finish Sets - order as singles

Pair of Plates with Levers/Knobs attached:

- 1) select PLATE DESIGN (e.g. 66 series)
- 2) add LENGTH & FUNCTION code (e.g. 6671)
- 3) add SPRING ASSIST if required, see below (e.g. 6671S)
- 4) add WIDTH code (e.g. 6671S/B)
- 5) add COLLAR DESIGN (e.g. 6671S/B/J)
- 6) add FINISH (e.g. 6671S/B/J/PN)
- 7) add LEVER/KNOB code (e.g. 6671S/B/J/PN/7774).

For FIX DEAD add FDS
(e.g. 6671B/J/PN/7774/FDS).

Single Plate with Lever/Knob attached:

For SINGLE PLATE with LEVER add HANDING LH or RH (e.g. 6671S/B/J/PN/7774RH).

For SINGLE PLATE with KNOB add /H
(e.g. 6671B/J/PN/7621/H).

For FIX DEAD single plate add FD
(e.g. 6671B/J/PN/7621/H/FD
or 6671B/J/PN/7774RH/FD).

Pair of Plates Only: (not available Spring Assisted)

- 1) select PLATE DESIGN (e.g. 66 series)
- 2) add LENGTH & FUNCTION code (e.g. 6671)
- 3) add WIDTH code (e.g. 6671/B)
- 4) add COLLAR DESIGN (e.g. 6671/B/J)
- 5) add FINISH (e.g. 6671/B/J/PN).

For FIX DEAD add FDS (e.g. 6671/B/J/PN/FDS).

Single Plates Only: (not available Spring Assisted)

For SINGLE PLATE add H (e.g. 6671/B/J/PN/H).

For FIX DEAD single plate add FD
(e.g. 6671B/J/PN/H/FD).

HANDING - Single Lever



LEVER LOW CONFIGURATION

To order **Plates with Levers attached** for Lever Low application add **X** into code after PLATE DESIGN (e.g. 68X67...)



NB. **Plates Only** can simply be reversed for Lever Low application.

FIX DEAD DUMMY OPTION



Plates with Lever/Knob attached - achieved by custom machining both the Plate & Lever/Knob, then fixing together with a lockbolt.

Plates Only - supplied with a 7813 Fix Dead Dummy Mount.



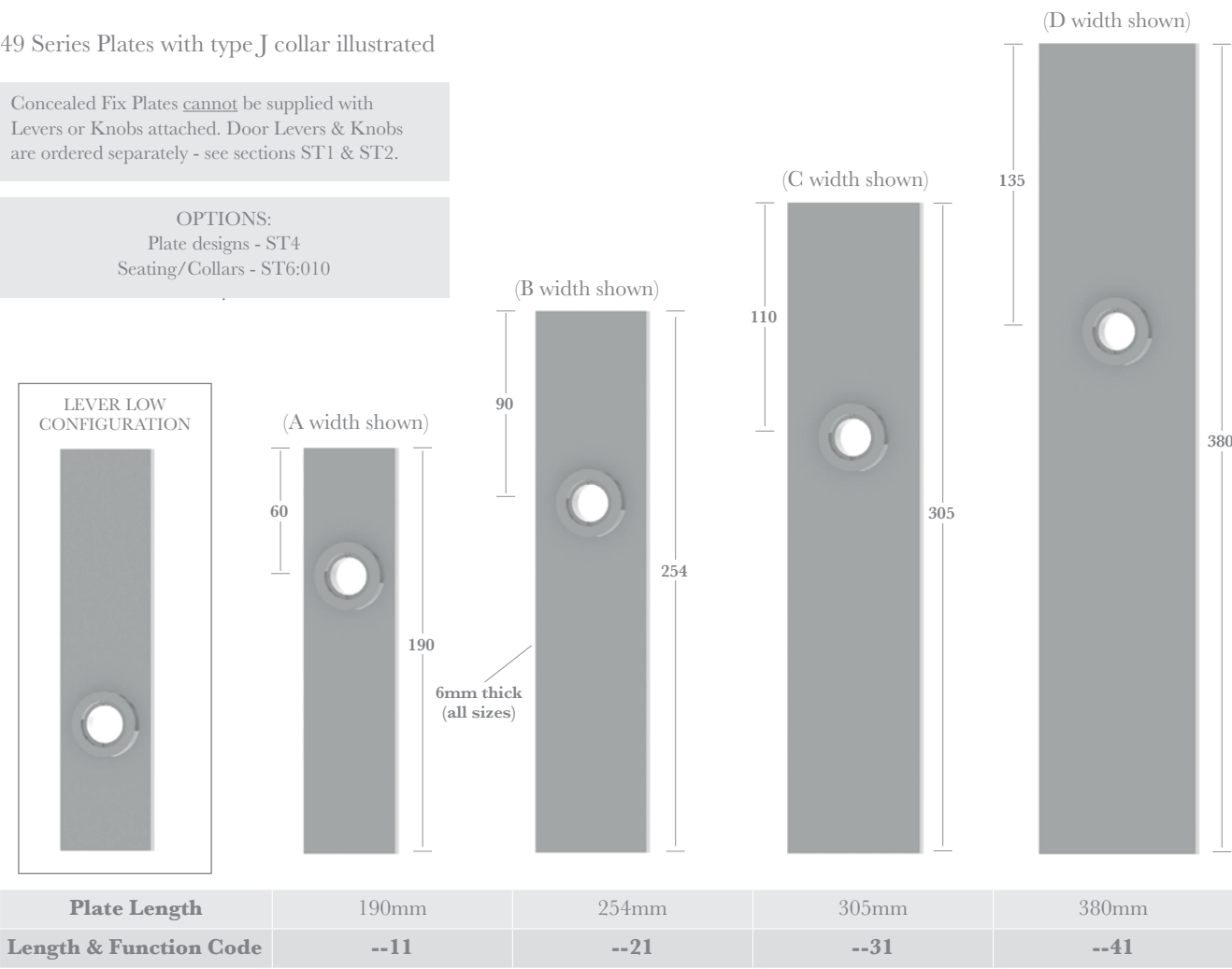
SPRING ASSISTED PLATES (9mm thick). These require a raised collar (G seating is not possible) see page ST5:210 for illustration.

Backplates - Latch (Passage) - Concealed Fix

49 Series Plates with type J collar illustrated

Concealed Fix Plates cannot be supplied with Levers or Knobs attached. Door Levers & Knobs are ordered separately - see sections ST1 & ST2.

OPTIONS:
Plate designs - ST4
Seating/Collars - ST6:010



All Plate Lengths are available in the following widths:

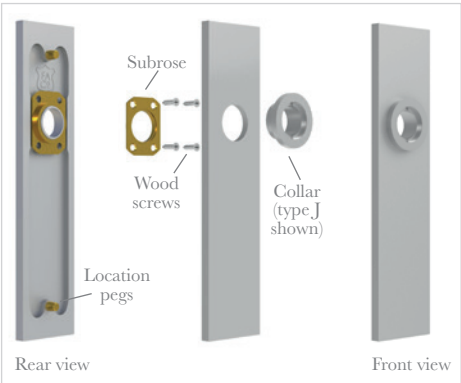
Plate Width	38mm	44mm	54mm	64mm	76mm
Code	AA*	A	B	C	D

* Availability dependent on Backplate design - see section ST4 for details

Fixings

Supplied with subroses, no.4 x 13mm wood screws, alignment collars and installation instructions.

Fix Dead Plates are supplied with 7813 mounts in place of standard subroses - see page ST6:080 for details.



How to Order

Split Finish Sets -
order as singles

Pair of Plates:

- 1) select PLATE DESIGN (e.g. **49** series)
- 2) add LENGTH & FUNCTION code (e.g. **4911**)
- 3) add WIDTH code (e.g. **4911A**)
- 4) add COLLAR DESIGN (e.g. **4911A/J**)
- 5) add FINISH (e.g. **4911A/J/SN**)

For FIX DEAD pair of plates add FDS (e.g. **4900B/J/PB/FDS**).

Single Plate only:

For SINGLE PLATE add/H (e.g. **4911A/J/SN/H**).

For FIX DEAD single plate add FD (e.g. **4911B/J/PB/H/FD**).

LEVER LOW CONFIGURATION

Latch (Passage) Backplates can be ordered as shown and reversed for Lever Low application



7813



7813 (shown fitted)

FIX DEAD DUMMY OPTION




SUBROSES SUPPLIED



ALIGNMENT COLLARS SUPPLIED

Backplates - Keyhole - Face Fixed

59 Series Plates with type K collar illustrated (and R06 Cover where shown)



Face Fixed Plates can be supplied with Allart Select Levers or Knobs attached (circlip fixed).

OPTIONS:

- Plate designs - ST4
- Seating/Collars - ST6:010
- Swing Covers - ST6:040
- Lever/Knob designs - ST1 & ST2

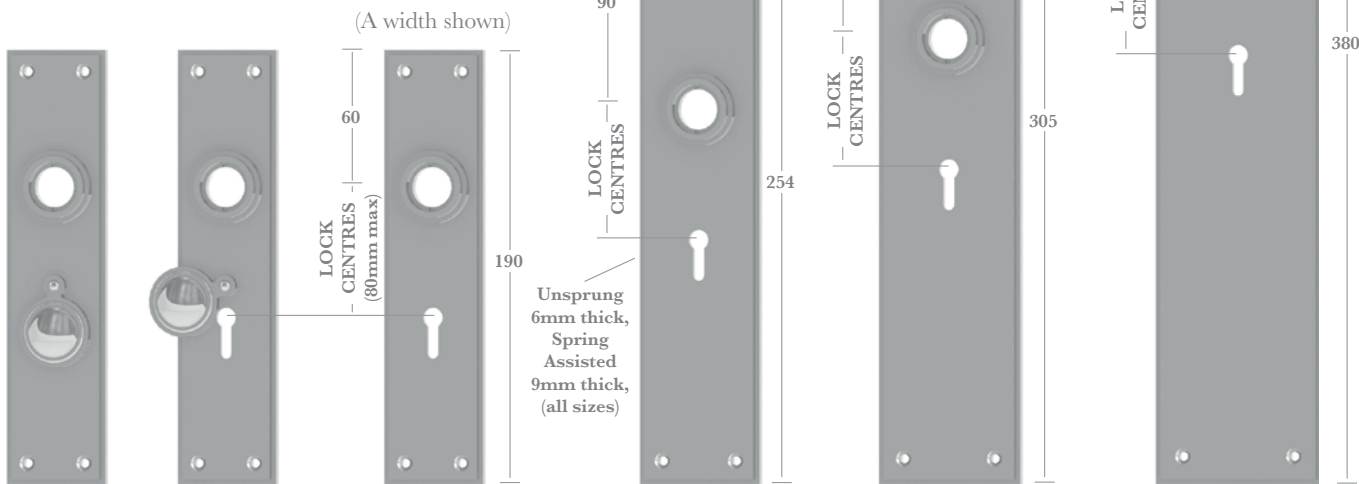


Plate Length	190mm	254mm	305mm	380mm
Keyhole only	--62	--72	--82	--92
Keyhole with Cover	--63	--73	--83	--93

All Plate Lengths are available in the following widths:

Plate Width	38mm	44mm	54mm	64mm	76mm
Code	AA*	A	B	C	D

* Availability dependent on Backplate design - see section ST4 for details

Fixings

Supplied with finish matched no.6 wood screws, alignment collars and installation instructions. An 8mm x 110mm Stainless Steel Lockpoint Spindle and grubscrews are supplied when Lever/Knob attached.

How to Order - Keyhole only

Pair of Plates with Levers/Knobs attached:

- 1) select PLATE DESIGN (e.g. 59 series)
- 2) add LENGTH & FUNCTION code (e.g. 5972)
- 3) add SPRING ASSIST if required (e.g. 5972S)
- 4) add WIDTH code (e.g. 5972S/B)
- 5) add LOCK CENTRES (e.g. 5972S/B57)
- 6) add COLLAR DESIGN (e.g. 5972S/B57K)
- 7) add FINISH (e.g. 5972S/B57K/PN)
- 8) add LEVER/KNOB code (e.g. 5972S/B57K/PN/7774).

Single Plate with Levers/Knobs attached:

For SINGLE PLATE with LEVER add HANDING LH or RH (e.g. 5972S/B57K/PN/7774RH).

For SINGLE PLATE with KNOB add/H (e.g. 5972B57K/PN/7621/H).

Pair of Plates only: (not available Spring Assisted)

- 1) select PLATE DESIGN (e.g. 59 series)
- 2) add LENGTH & FUNCTION code (e.g. 5972)
- 3) add WIDTH code (e.g. 5972/B)
- 4) add LOCK CENTRES (e.g. 5972/B57)
- 5) add COLLAR DESIGN (e.g. 5972/B57K)
- 6) add FINISH (e.g. 5972/B57K/PN).

Single Plate only:

For SINGLE PLATE add/H (e.g. 5972B57K/PN/H).

How to Order - Keyhole with Cover

Pair of Plates with Levers/Knobs attached:

- 1) select PLATE DESIGN (e.g. 59 series)
- 2) add LENGTH & FUNCTION code (e.g. 5973)
- 3) add SPRING ASSIST if required (e.g. 5973S)
- 4) add WIDTH code (e.g. 5973S/B)
- 5) add LOCK CENTRES (e.g. 5973S/B57)
- 6) add COLLAR DESIGN (e.g. 5973S/B57K)
- 7) add COVER code (e.g. 5973S/B57K/R06)
- 8) add FINISH (e.g. 5973S/B57K/R06/PN)
- 9) add LEVER/KNOB code (e.g. 5973S/B57K/R06/PN/7774).

Single Plate with Levers/Knobs attached:

For SINGLE PLATE with LEVER add HANDING LH or RH (e.g. 5973S/B57K/R06/PN/7774RH).

For SINGLE PLATE with KNOB add/H (e.g. 5973B57K/R06/PN/7621/H).

Pair of Plates only: (not available Spring Assisted)

- 1) select PLATE DESIGN (e.g. 59 series)
- 2) add LENGTH & FUNCTION code (e.g. 5973)
- 3) add WIDTH code (e.g. 5973B)
- 4) add LOCK CENTRES (e.g. 5973B57)
- 5) add COLLAR DESIGN (e.g. 5973B57K)
- 6) add COVER CODE (e.g. 5973B57K/R06)
- 7) add FINISH (e.g. 5973B57K/R06/PN).

Single Plate only: (not available Spring Assisted)

For SINGLE PLATE add/H (e.g. 5973B57K/R06/PN/H).

Split Finish Sets - order as singles

SPRING ASSISTED PLATES (9mm thick). These require a raised collar (G seating is not possible) see page ST5:210 for illustration.



Backplates - Keyhole - Concealed Fix

67 Series Plates with type G collar illustrated (and R24 Cover where shown)

Concealed Fix Plates **cannot** be supplied with Levers or Knobs attached. Door Levers & Knobs are ordered separately - see sections ST1 & ST2.

OPTIONS:
Plate designs - ST4
Seating/Collars - ST6:010
Swing Covers - ST6:040

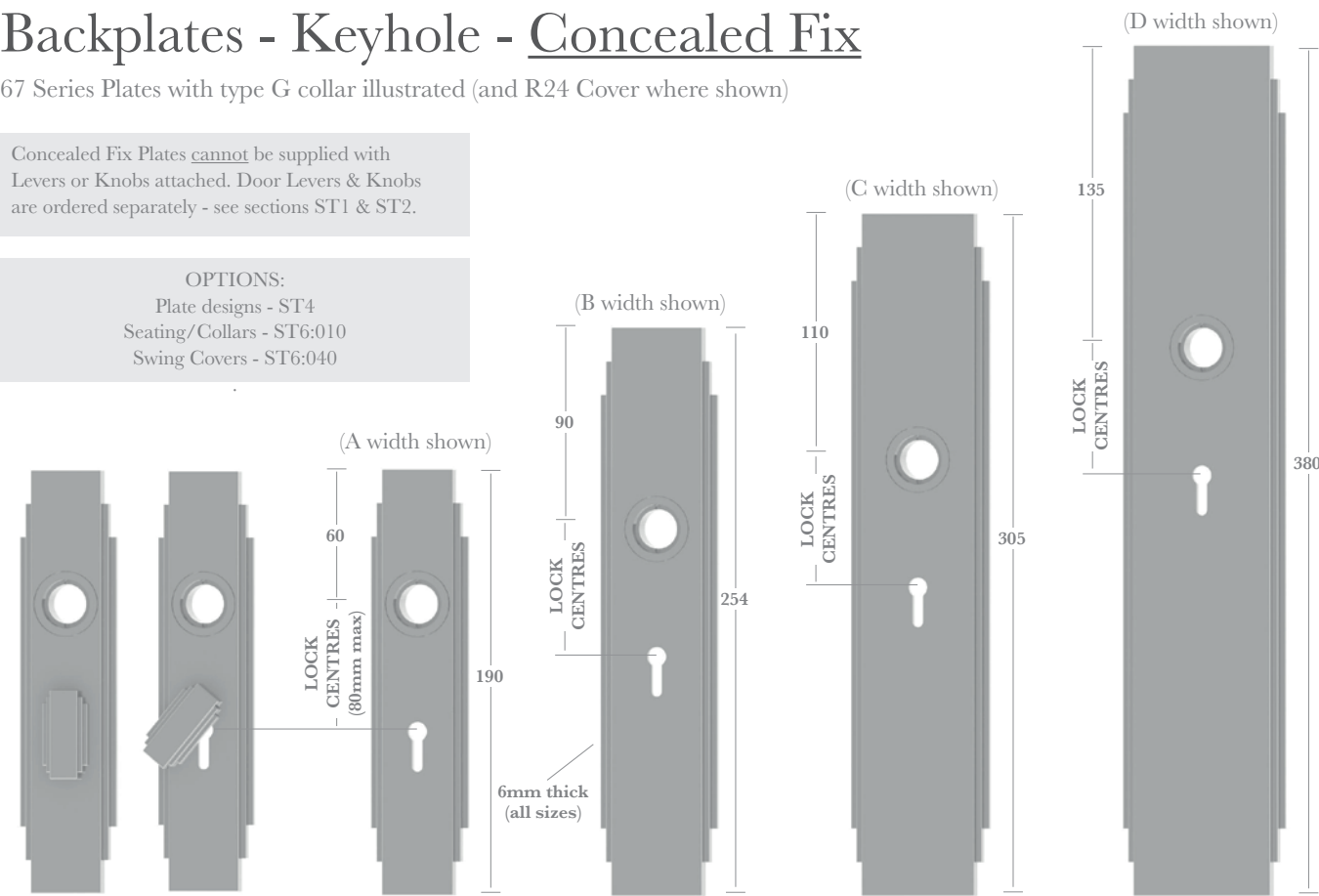


Plate Length	190mm	254mm	305mm	380mm
Keyhole only	--12	--22	--32	--42
Keyhole with Cover	--13	--23	--33	--43

All Plate Lengths are available in the following widths:

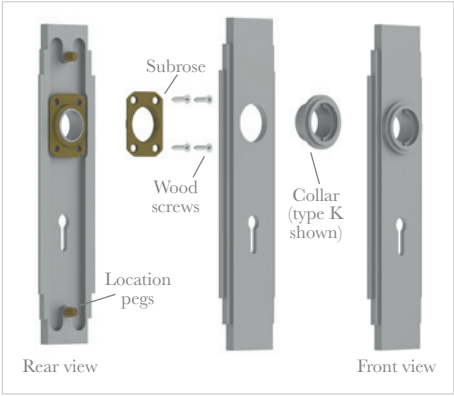
Plate Width	38mm	44mm	54mm	64mm	76mm
Code	AA*	A	B	C	D

* Availability dependent on Backplate design - see section ST4 for details

Fixings

Supplied with subroses, no.4 x 13mm wood screws, alignment collars and installation instructions.

Split Finish Sets - order as singles



How to Order - Keyhole only

Pair of Plates:

- 1) select PLATE DESIGN (e.g. **67** series)
- 2) add LENGTH & FUNCTION code (e.g. 67**12**)
- 3) add WIDTH code (e.g. 6712**A**)
- 4) add LOCK CENTRES (e.g. 6712A**57**)
- 5) add COLLAR DESIGN (e.g. 6712A57**G**)
- 6) add FINISH (e.g. 6712A57G/**PC**).

Single Plate only:

For SINGLE PLATE add/H
(e.g. 6712A57G/PC/**H**).

How to Order - Keyhole with Cover

Pair of Plates:

- 1) select PLATE DESIGN (e.g. **67** series)
- 2) add LENGTH & FUNCTION code (e.g. 67**13**)
- 3) add WIDTH code (e.g. 6713**A**)
- 4) add LOCK CENTRES (e.g. 6713A**57**)
- 5) add COLLAR DESIGN (e.g. 6713A57**G**)
- 6) add COVER code (e.g. 6713A57G/**R24**)
- 7) add FINISH (e.g. 6713A57G/R24/**PC**).


Single Plate only:

For SINGLE PLATE add/H
(e.g. 6713A57G/R24/PC/**H**).



Backplates - Profile Cylinders - Face Fixed

47 Series Plates with type F collar illustrated



OPTIONS:
Plate designs - ST4
Seating/Collars - ST6:010
Lever/Knob designs - ST1 & ST2

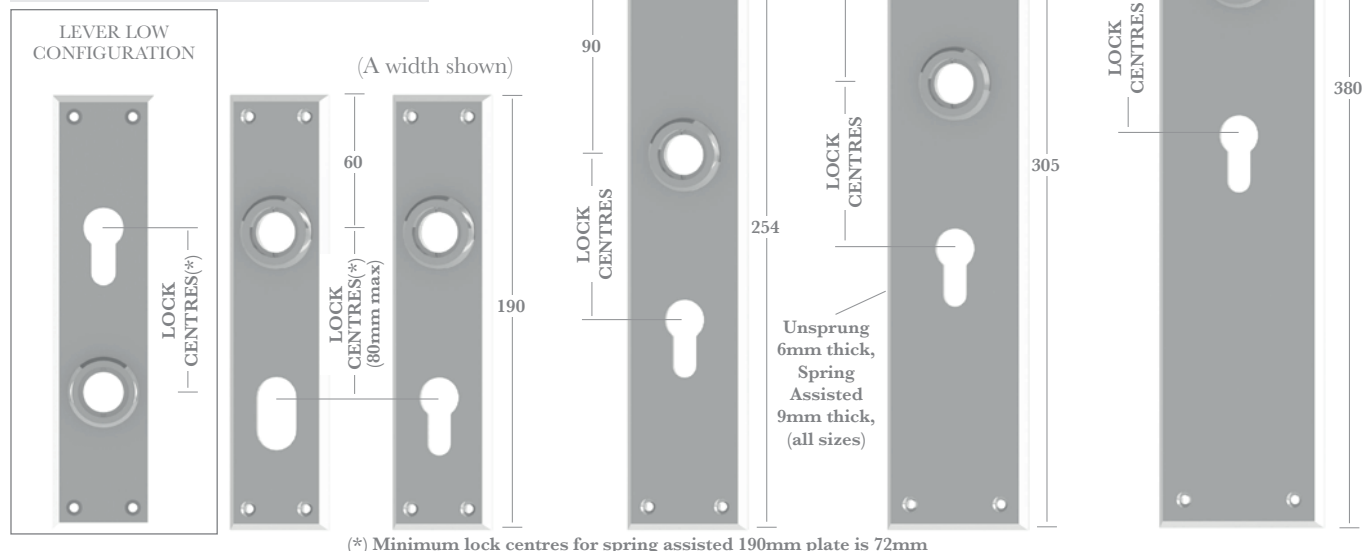


Plate Length	190mm	254mm	305mm	380mm
Oval Cylinder [†]	--64	--74	--84	--94
Euro Cylinder	--65	--75	--85	--95

[†] cutout for standard 32 x 18mm oval cylinder (larger cutouts available upon request)

All Plate Lengths are available in the following widths:

Plate Width	38mm	44mm	54mm	64mm	76mm
Code	AA*	A	B	C	D

* Availability dependent on Backplate design - see section ST4 for details

Fixings

Supplied with finish matched no.6 wood screws, alignment collars and installation instructions. An 8mm x 110mm Stainless Steel Lockpoint Spindle and grubscrews are supplied when Lever/Knob attached.

How to Order

Split Finish Sets - order as singles

Pair of Plates with Levers/Knobs attached:

- 1) select PLATE DESIGN (e.g. 47 series)
 - 2) add LENGTH & FUNCTION code (e.g. 4765)
 - 3) add SPRING ASSIST if required, see below (e.g. 4765S)
 - 4) add WIDTH code (e.g. 4765S/A)
 - 5) add LOCK CENTRES (e.g. 4765S/A72)
 - 6) add COLLAR DESIGN (e.g. 4765S/A72F)
 - 7) add FINISH (e.g. 4765S/A72F/PB)
 - 8) add LEVER/KNOB (e.g. 4765S/A72F/PB/7774).
- For FIX DEAD add FDS
(e.g. 4765S/A72F/PB/7774/FDS).

Single Plate with Lever/Knob attached:

For SINGLE PLATE with LEVER add HANDING LH or RH (e.g. 4765S/A72F/PB/7774RH).

For SINGLE PLATE with KNOB add/H (e.g. 4765A72F/PB/7621/H).

For FIX DEAD single plate add FD (e.g. 4765A72F/PB/7621/H/FD or 4765A72F/PB/7774RH/FD).


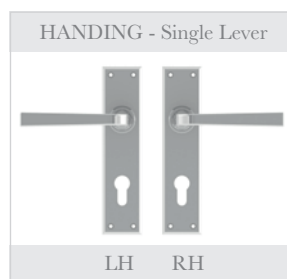
Pair of Plates Only: (not available Spring Assisted)

- 1) select PLATE DESIGN (e.g. 47 series)
 - 2) add LENGTH & FUNCTION code (e.g. 4765)
 - 3) add WIDTH code (e.g. 4765A)
 - 4) add LOCK CENTRES (e.g. 4765A72)
 - 5) add COLLAR DESIGN (e.g. 4765A72F)
 - 6) add FINISH (e.g. 4765A72F/PN).
- For FIX DEAD add FDS (e.g. 4765A72F/PN/FDS).

Single Plate Only: (not available Spring Assisted)

For SINGLE PLATE add/H (e.g. 4765A72F/PN/H).

For FIX DEAD single plate add FD (e.g. 4765A72F/PN/H/FD).



SPRING ASSISTED PLATES (9mm thick). These require a raised collar (G seating is not possible) see page ST5:210 for illustration.

Backplates - Privacy - Face Fixed

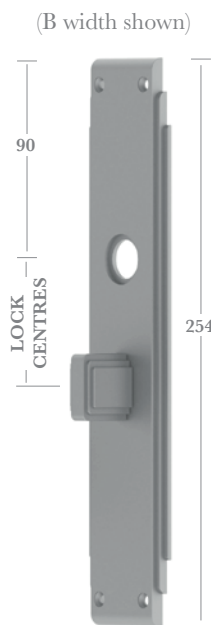
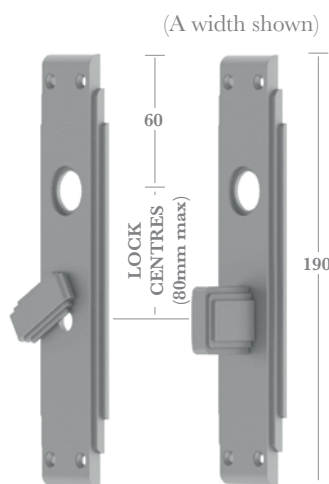
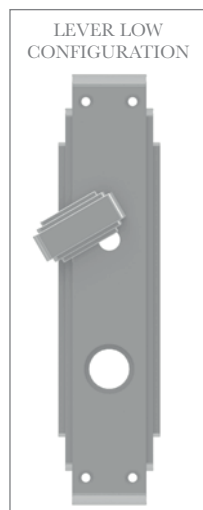
68 Series Plates with type G seating, T55 Turn & R21 Cover illustrated.



Face Fixed Plates can be supplied with Allart Select Levers or Knobs attached (circlip fixed).

OPTIONS:

Plate designs - ST4
Seating/Collars - ST6:010
Thumb Turns - ST6:020 & 030
Swing Covers/Coin Releases - ST6:040.
Lever/Knob designs - ST1 & ST2



Unsprung 6mm thick, Spring Assisted 9mm thick, (all sizes)

Plate Length	190mm	254mm	305mm	380mm
Length & Function Code	--67	--77	--87	--97

All Plate Lengths are available in the following widths:

Plate Width	38mm	44mm	54mm	64mm	76mm
Code	AA*	A	B	C	D

* Availability dependent on Backplate design - see section ST4 for details

Fixings

Supplied with finish matched no.6 wood screws, alignment collars and installation instructions. An 8mm x 110mm Stainless Steel Lockpoint Spindle and grubscrews are supplied when Lever/Knob attached.

How to Order

Split Finish Sets - order as singles

Pair of Plates with Levers/Knobs attached:

- 1) select PLATE DESIGN (e.g. **68** series)
- 2) add LENGTH & FUNCTION code (e.g. 6877)
- 3) add SPRING ASSIST if required (e.g. 6877S)
- 4) add WIDTH code (e.g. 6877S/**B**)
- 5) add LOCK CENTRES (e.g. 6877S/**B57**)
- 6) add COLLAR DESIGN (e.g. 6877S/**B57L**)
- 7) add TURN & SPINDLE ORIENTATION code (e.g. 6877S/**B57L/T55D**)
- 8) add COVER/RELEASE code (e.g. 6877S/**B57L/T55D/R21**)
- 9) add FINISH (e.g. 6877S/**B57L/T55D/R21/PN**)
- 10) add LEVER/KNOB code (e.g. 6877S/**B57L/T55D/R21/PN/7732**)

LEVERS ONLY - add HANDING LH or RH (e.g. 6877S/**B57L/T55D/R21/PN/7732RH**).

NB. Privacy Sets with Levers fitted are handed from RELEASE side (see illustration).

Single Plate with Lever/Knob attached:

Include TURN code or COVER/RELEASE code only (e.g. 6877S/**B57L/T55D/PN/7732RH** or 6877S/**B57L/R21/PN/7732RH**).


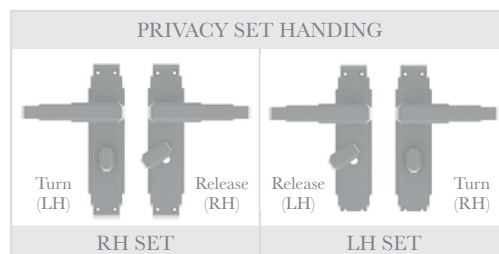
NB. Single Plates with Levers fitted are handed as individual pieces - see handing illustration.

Pair of Plates Only: (not available Spring Assisted)

- 1) select PLATE DESIGN (e.g. **68** series)
- 2) add LENGTH & FUNCTION code (e.g. 6877)
- 3) add WIDTH code (e.g. 6877**B**)
- 4) add LOCK CENTRES (e.g. 6877**B57**)
- 5) add COLLAR DESIGN (e.g. 6877**B57G**)
- 6) add TURN & SPINDLE ORIENTATION code (e.g. 6877**B57G/T55D**)
- 7) add COVER/RELEASE code (e.g. 6877**B57G/T55D/R21**)
- 8) add FINISH (e.g. 6877**B57G/T55D/R21/PN**).

Single Plate Only: (not available Spring Assisted)

Include either TURN code or COVER/RELEASE code only (e.g. 6877**B57G/T55D/PN** or 6877**B57G/R21/PN**).



All Thumb Turns are supplied factory fitted to Backplates.

SPRING ASSISTED PLATES (9mm thick). These require a **raised collar (G seating is not possible)** see page ST5:210 for illustration.

LEVER LOW CONFIGURATION



To order for Lever Low application add **X** into code after PLATE DESIGN (e.g. 68**X**77...).

Backplates - Privacy - Concealed Fix

60 Series Plates with type L collar, T51 Turn, R17 Cover illustrated.

Concealed Fix Plates **cannot** be supplied with Levers or Knobs attached. Door Levers & Knobs are ordered separately - see sections ST1 & ST2.

- OPTIONS:
- Plate designs - ST4
- Seating/Collars - ST6:010
- Thumb Turns - ST6:020 & 030
- Swing Covers/Coin Releases - ST6:040.

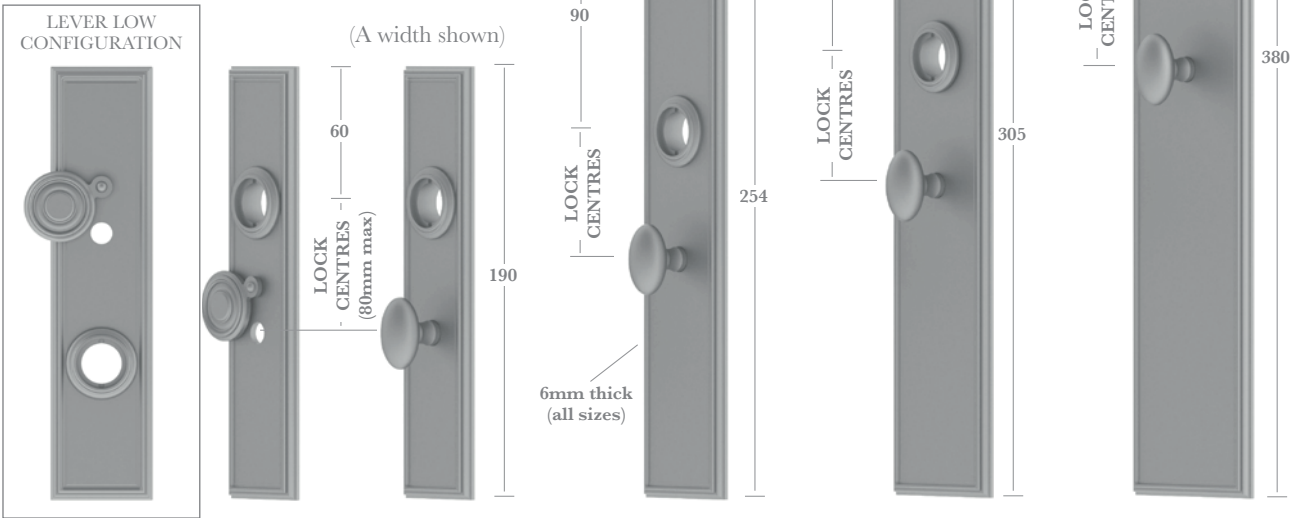


Plate Length	190mm	254mm	305mm	380mm
Length & Function Code	--17	--27	--37	--47


All Plate Lengths are available in the following widths:

Plate Width	38mm	44mm	54mm	64mm	76mm
Code	AA*	A	B	C	D

* Availability dependent on Backplate design - see section ST4 for details

Fixings

Supplied with subroses, no.4 x 13mm wood screws, alignment collars and installation instructions.



How to Order

Pair of Plates:

- 1) select PLATE DESIGN (e.g. **60** series)
- 2) add LENGTH & FUNCTION code (e.g. 60**17**)
- 3) add WIDTH code (e.g. 6017**B**)
- 4) add LOCK CENTRES (e.g. 6017B**57**)
- 5) add COLLAR DESIGN (e.g. 6017B57**L**)
- 6) add TURN & SPINDLE ORIENTATION code (e.g. 6017B57L/**T51S**)
- 7) add COVER/RELEASE code (e.g. 6017B57L/T51S/**R17**)
- 8) add FINISH (e.g. 6017B57L/T51S/R17/**PN**).

Single Plate only:

For SINGLE PLATE - include either TURN or COVER/RELEASE code only (e.g. 6017B57L/**T51S**/PN or 6017B57L/**R17**/PN).

LEVER LOW CONFIGURATION

To order for Lever Low application add **X** into code after PLATE DESIGN (e.g. 47**X**65...).

SUBROSES SUPPLIED

ALIGNMENT COLLARS SUPPLIED

Backplates - Accurate Mortise Locks - Face Fixed

49 Series Plates with type G seating, T67 Turn & C01 Cylinder option illustrated



Face Fixed Exterior Door Set Plates can be supplied with Allart Select Levers or Knobs attached (circlip fixed).



Designed to work in conjunction with Accurate 9000/9100 series full mortise locks

OPTIONS:

Plate designs - ST4
Seating/Collars - ST6:010
Thumb Turns - ST6:020 & 030
Cylinder Options - ST6:050
Lever/Knob designs - ST1 & ST2

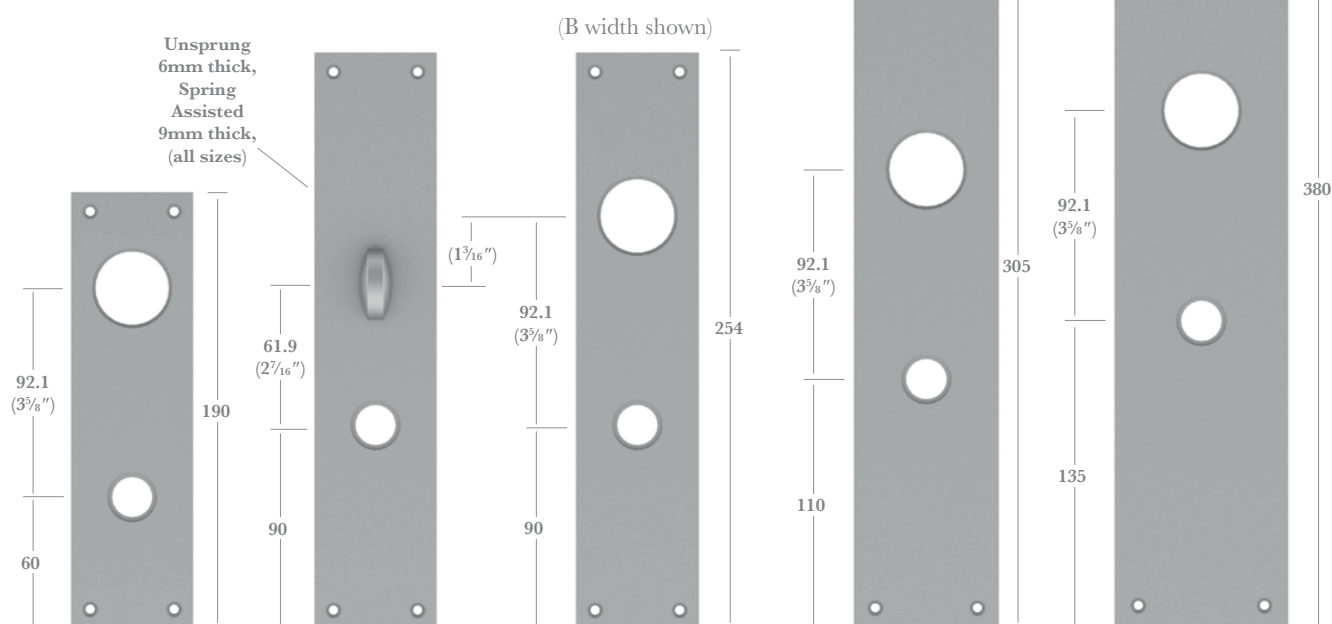


Plate Length	190mm	254mm	305mm	380mm
Code	--6	--7	--8	--9


All Plate Lengths are available in the following widths:

Plate Width	44mm	54mm	64mm	76mm
Code	A*	B	C	D

* Availability dependent on Backplate design - see section ST4 for details

Fixings

Supplied with finish matched no.6 wood screws, alignment collars and installation instructions. An 8mm x 110mm Stainless Steel Lockpoint Spindle and grub screws are supplied when Lever/Knob attached. Spring Assisted Sets supplied with an 8mm x 125mm stainless steel lockpoint spindle with grub screws, to suit doors up to 76mm thick.







Continues overleaf >





UPDATED
01/17

ST5:090

Backplates - Accurate Mortise Locks - Face Fixed

Function	Double Cylinder	Entry	Patio	Storeroom
Code	A01 or AS01	A02 or AS02	A03 or AS03	A04 or AS04
A = 6mm thick (Unsprung) AS = 9mm thick (Spring Assisted)		(*) 		(*) 
Outside Plate	Cylinder	Cylinder	Plain	Cylinder
Inside Plate	Cylinder	Thumb Turn	Thumb Turn	Plain

(*) If functions 02 & 04 are required with operating inside handles & fixed dead dummy outside handles, please order two separate single plates as below. **NB. Ensure you order AS version if a 9mm thick plate is required.**

Function	Passage	Cylinder	Thumb Turn	Passage
Code	A05 or AS05	A06 or AS06	A07 or AS07	A08 or AS08
A = 6mm thick (Unsprung) AS = 9mm thick (Spring Assisted)				
Outside Plate	Plain	Cylinder	—	Plain
Inside Plate	Plain		Thumb Turn	

How to Order Split Finish Sets - order as singles

Plates with Levers/Knobs attached:

- 1) select PLATE DESIGN (e.g. 49 series)
- 2) add LENGTH code (e.g. 497)
- 3) add FUNCTION code (e.g. 497**A02**)
- 4) add WIDTH code (e.g. 497A02**B**)
- 5) add COLLAR DESIGN (e.g. 497A02B/G/**T67**)
- 6) add TURN code if required (e.g. 497A02B/G/T67/**C01**)
- 7) add CYLINDER OPTION code if required (e.g. 497A02B/G/T67/**C01**)
- 8) add FINISH code (e.g. 497A02B/G/T67/C01/**PN**)
- 9) add LEVER/KNOB code (e.g. 497A02B/G/T67/C01/PN/**7774**).

All functions (except A01 & A05) with LEVERS - add HANDING LH or RH (e.g. 497A02B/G/T67/C01/PN/7774**RH**).

NB. Exterior Door Sets are handed from OUTSIDE Plate; Single Plates with Levers attached are handed as per LEVER ORIENTATION - see handing illustrations.

For FIX DEAD pair of plates add FDS to code (e.g. 497A05B/G/PN/7774/**FDS**).

For FIX DEAD single plates add FD to code (e.g. 497A08B/G/PN/7774LH/**FD**).

Plates Only: (not available Spring Assisted)

- 1) select PLATE DESIGN (e.g. 49 series)
- 2) add LENGTH code (e.g. 497)
- 3) add FUNCTION code (e.g. 497**A02**)
- 4) add WIDTH code (e.g. 497A02**B**)
- 5) add COLLAR DESIGN (e.g. 497A02B/G/**T67**)
- 6) add TURN code if required (e.g. 497A02B/G/T67/**C01**)
- 7) add CYLINDER OPTION code if required (e.g. 497A02B/G/T67/**C01**)
- 8) add FINISH code (e.g. 497A02B/G/T67/C01/**PN**).

For FIX DEAD pair of plates add FDS to code (e.g. 497A05B/G/PN/**FDS**).

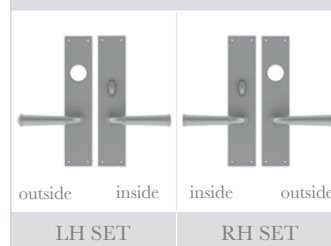
For FIX DEAD single plates add FD to code (e.g. 497A08B/G/PN/**FD**).

SPRING ASSISTED PLATES (9mm thick). These require a raised collar (G seating is not possible) see page ST5:210 for illustration.

METAL SKINNED DOORS - Add MTS to CODE (e.g.PN/7774RH/**MTS**) and backplates will be supplied with metal thread screws instead of wood screws.



EXTERIOR DOOR SET HANDING



HANDING - Single Lever



FIX DEAD DUMMY OPTION



Plates with Lever/ Knob attached - achieved by custom machining both the Plate & Lever/Knob, then fixing together with a lockbolt.

Plates Only - supplied with a 7813 Fix Dead Dummy Mount.



Backplates - Accurate Mortise Locks - Concealed Fix

87 Series Plates with type L collar, T53 Turn & C01 Cylinder option illustrated

Concealed Fix Plates cannot be supplied with Levers or Knobs attached. Door Levers & Knobs are ordered separately - see sections ST1 & ST2.

OPTIONS:
Plate designs - ST4
Seating/Collars - ST6:010
Thumb Turns - ST6:020 & 030
Cylinder Options - ST6:050



Designed to work in conjunction with Accurate 9000/9100 series full mortise locks

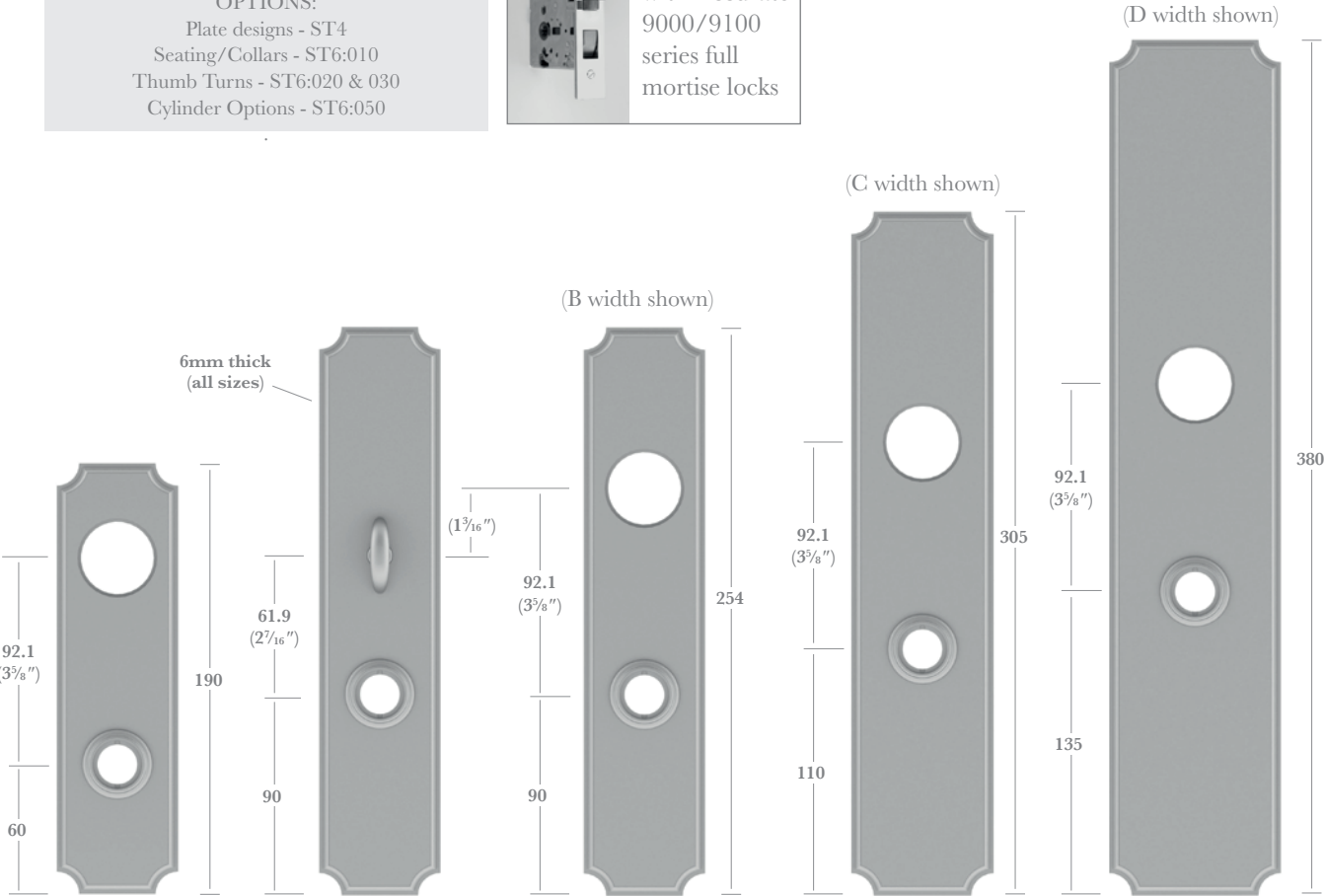


Plate Length	190mm	254mm	305mm	380mm
Code	--1	--2	--3	--4

All Plate Lengths are available in the following widths:

Plate Width	44mm	54mm	64mm	76mm
Code	A*	B	C	D

* Availability dependent on Backplate design - see section ST4 for details

Fixings

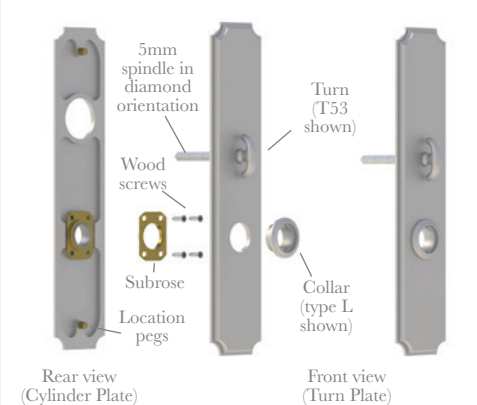
Supplied with subroses, no.4 x 13mm wood screws, alignment collars and installation instructions.

Fix Dead Plates are supplied with 7813 mounts in place of standard subroses - see page ST6:080 for details.

LEVER HIGH CONFIGURATION



To order for Lever High application add **X** into code after PLATE DESIGN (e.g. 87**X**2...).











Rear view (Cylinder Plate)

Front view (Turn Plate)

NB. All Thumb Turns are supplied factory fitted to Backplates as shown.

Backplates - Accurate Mortise Locks - Concealed Fix

Function	Double Cylinder	Entry	Patio	Storeroom
Code	A01	A02	A03	A04
				
Outside Plate	Cylinder	Cylinder	Plain	Cylinder
Inside Plate	Cylinder	Thumb Turn	Thumb Turn	Plain

Function	Passage	Cylinder	Thumb Turn	Passage
Code	A05	A06	A07	A08
				
Outside Plate	Plain	Cylinder	—	Plain
Inside Plate	Plain		Thumb Turn	

How to Order

Split Finish Sets -
order as singles

- 1) select PLATE DESIGN (e.g. **87** series)
- 2) add LENGTH code (e.g. **872**)
- 3) add FUNCTION code (e.g. **872A02**)
- 4) add WIDTH code (e.g. **872A02B**)
- 5) add COLLAR DESIGN (e.g. **872A02B/L**)
- 6) add TURN code if required (e.g. **872A02B/L/T53**)
- 7) add CYLINDER OPTION code if required (e.g. **872A02B/L/T53/C01**)
- 8) add FINISH code (e.g. **872A02B/L/T53/C01/PN**).

For FIX DEAD pairs of plates add FDS (e.g. **872A05B/L/PN/FDS**).

For FIX DEAD single plate add FD (e.g. **872A08B/L/PN/FD**).

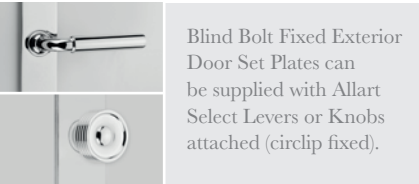


METAL SKINNED DOORS - Add MTS to CODE (e.g.C01/PN/MTS) and subroses will be supplied with metal thread screws instead of wood screws.



Backplates - Accurate Mortise Locks - Blind Bolt Fixed

67 Series Plates with type G seating, T73 Turn & C01 Cylinder option illustrated



Blind Bolt Fixed Exterior Door Set Plates can be supplied with Allart Select Levers or Knobs attached (circlip fixed).



Designed to work in conjunction with Accurate 9000/9100 series full mortise locks

OPTIONS:
Plate designs - ST4
Seating/Collars - ST6:010
Thumb Turns - ST6:020 & 030
Cylinder Options - ST6:050
Lever/Knob designs - ST1 & ST2

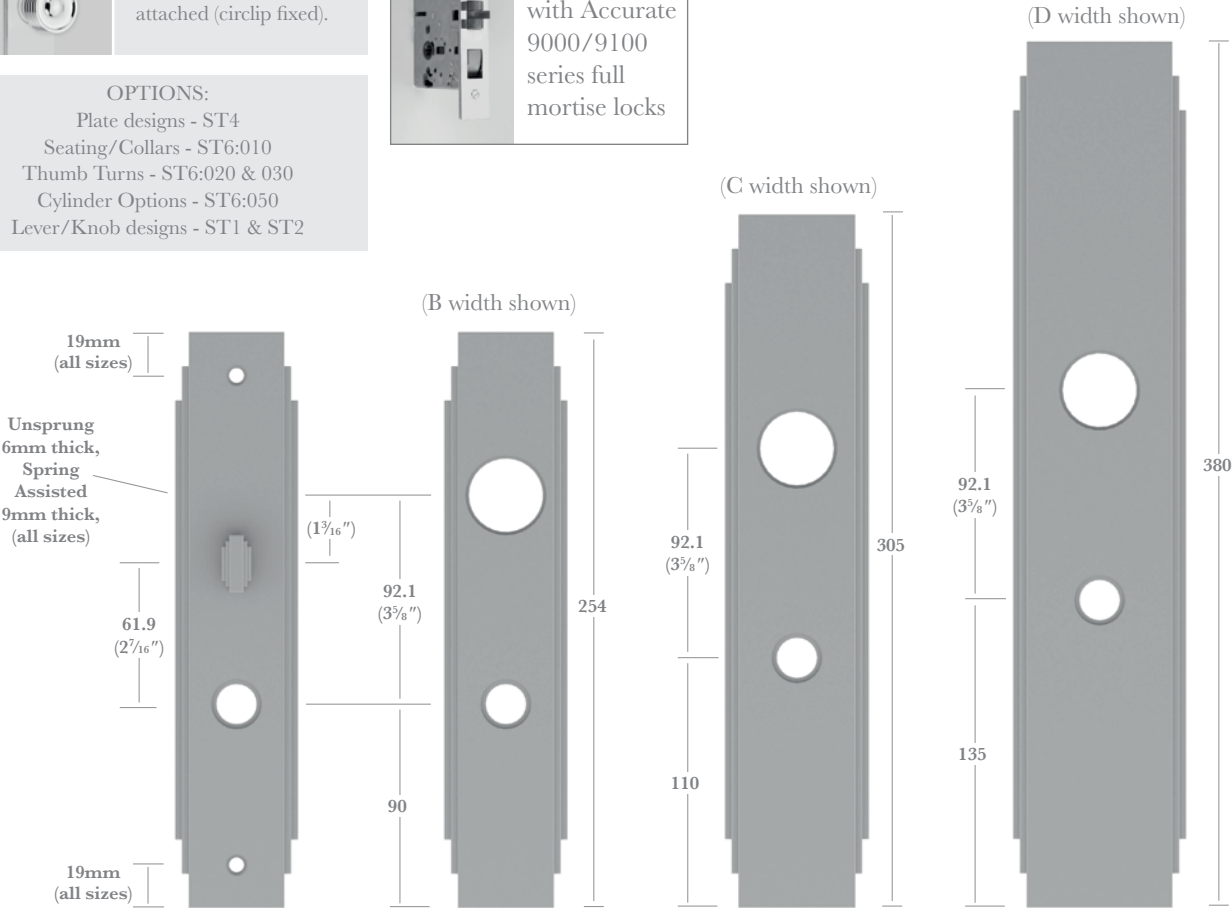


Plate Length	254mm	305mm	380mm
Code	--7	--8	--9

All Plate Lengths are available in the following widths:

Plate Width	44mm	54mm	64mm	76mm
Code	A*	B	C	D

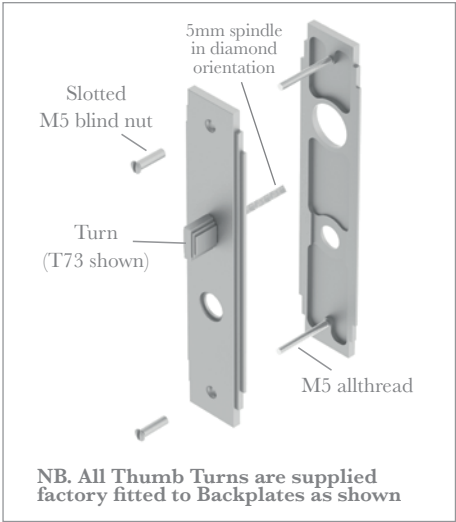
* Availability dependent on Backplate design - see section ST4 for details

Fixings

Supplied with M5 x 25mm finish matched slotted blind nuts and M5 allthreads, alignment collars and installation instructions. An 8mm x 110mm stainless steel Lockpoint Spindle and grub screws are supplied when Lever/Knob attached, to suit doors up to 64mm thick (longer spindles available - see ST6:080). Spring Assisted Sets supplied with an 8mm x 125mm stainless steel lockpoint spindle with grub screws, to suit doors up to 76mm thick.



To order for Lever High application add **X** into code after PLATE DESIGN (e.g. 67**X**7...).



NB. All Thumb Turns are supplied factory fitted to Backplates as shown

Continues overleaf >

Backplates - Accurate Mortise Locks - Blind Bolt Fixed

Function	Double Cylinder	Entry	Patio	Storeroom	Passage
Code	A11 or AS11	A12 or AS12	A13 or AS13	A14 or AS14	A15 or AS15
A = 6mm thick (Unsprung)		(*)	(*)	(*)	(*)
AS = 9mm thick (Spring Assisted)					
Outside Plate	Cylinder	Cylinder	Plain	Cylinder	Plain
Inside Plate	Cylinder	Thumb Turn	Thumb Turn	Plain	Plain

(*) If functions are required with operating inside handles & fixed dead dummy outside handles, please order two separate single plates as below. **NB. Ensure you order AS version if a 9mm thick plate is required.**

Function	Cylinder	Cylinder	Thumb Turn	Passage	Passage
Code	A16 or AS16	A17 or AS17	A18 or AS18	A19 or AS19	A20 or AS20
A = 6mm thick (Unsprung)					
AS = 9mm thick (Spring Assisted)					
Outside Plate	Cylinder	—	—	Plain	—
Inside Plate	—	Cylinder	Thumb Turn	—	Plain

How to Order

Split Finish Sets - order as singles

Plates with Levers/Knobs attached:

- 1) select PLATE DESIGN (e.g. 67 series)
- 2) add LENGTH code (e.g. 677)
- 3) add FUNCTION code (e.g. 677A12)
- 4) add WIDTH code (e.g. 677A12B)
- 5) add COLLAR DESIGN (e.g. 677A12B/G)
- 6) add TURN code if required (e.g. 677A12B/G/T73)
- 7) add CYLINDER OPTION code if required (e.g. 677A12B/G/T73/C01)
- 8) add FINISH code (e.g. 677A12B/G/T73/C01/PN)
- 9) add LEVER/KNOB code (e.g. 677A12B/G/T73/C01/PN/7734).

All FUNCTIONS with LEVERS - add HANDING LH or RH (e.g. 677A12B/G/T73/C01/PN/7734RH).

NB. Exterior Door Sets are handed from OUTSIDE Plate; Single Plates with Levers attached are handed as per LEVER ORIENTATION - see handing illustrations.

For FIX DEAD pair of plates add FDS to code (e.g. 677A15B/G/PN/7734RH/FDS).

For FIX DEAD single plates add FD to code (e.g. 677A19B/G/PN/7734LH/FD).


Plates Only: (not available Spring Assisted)

- 1) select PLATE DESIGN (e.g. 67 series)
 - 2) add LENGTH code (e.g. 677)
 - 3) add FUNCTION code (e.g. 677A12)
 - 4) add WIDTH code (e.g. 677A12B)
 - 5) add COLLAR DESIGN (e.g. 677A12B/G)
 - 6) add TURN code if required (e.g. 677A12B/G/T73)
 - 7) add CYLINDER OPTION code if required (e.g. 677A12B/G/T73/C01)
 - 8) add FINISH code (e.g. 677A12B/G/T73/C01/PN).
- For FIX DEAD pair of plates add FDS to code (e.g. 677A15B/G/PN/FDS).
- For FIX DEAD single plates add FD to code (e.g. 677A19B/G/PN/FD).

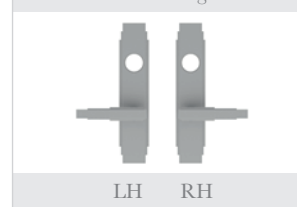
SPRING ASSISTED PLATES (9mm thick). These require a raised collar (G seating is not possible) see page ST5:210 for illustration.

METAL SKINNED DOORS - Blind Bolt Fixing is suitable for use with metal skinned doors - no adaption necessary.

EXTERIOR DOOR SET HANDING



HANDING - Single Lever



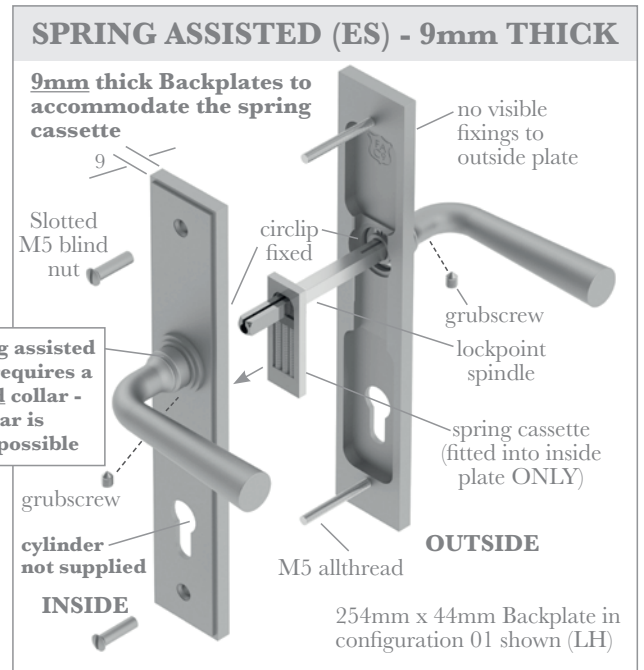
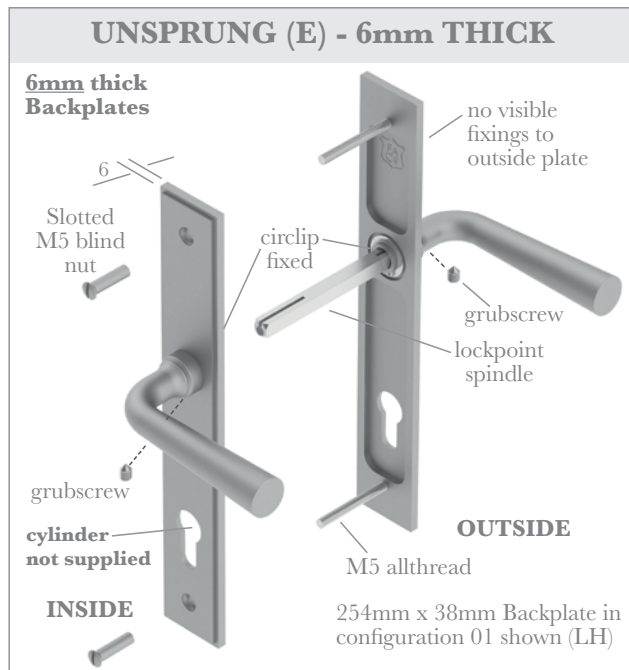
FIX DEAD DUMMY OPTION



Plates with Lever/ Knob attached - achieved by custom machining both the Plate & Lever/Knob, then fixing together with a lockbolt.

Plates Only - supplied with a 7813 Fix Dead Dummy Mount.

Multipoint Sets - Euro Profile Locks (Bolt above & below lockcase)



OPTIONS:
 Plate designs - ST4
 Seating/Collars - ST6:010
 Lever designs - ST1

6mm thick - Code E
 9mm thick - Code ES

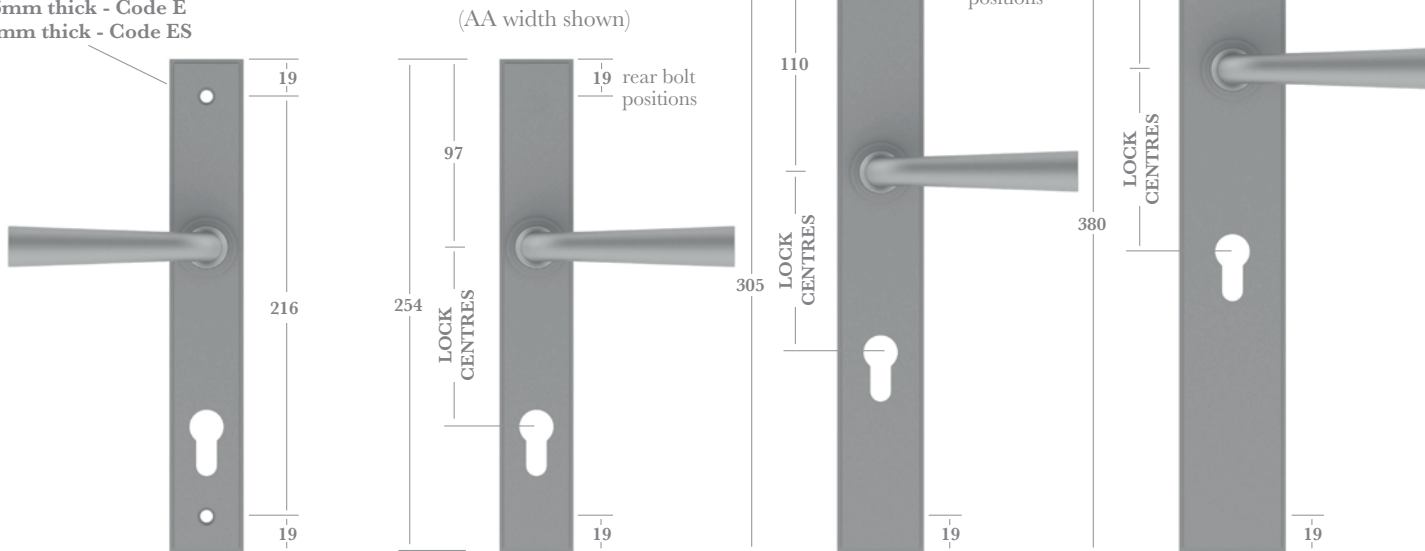


Plate Length	254mm	305mm	380mm
Code	--7	--8	--9

Plate Width	27mm	32mm	38mm	44mm	54mm	64mm
Code	AC*	AB*	AA*	A	B	C

*Availability dependent on Backplate design - see section ST4 for details.

Continues overleaf >

Multipoint Sets - Euro Profile Locks (Bolt above & below lockcase)

Function Code	E01 or ES01	E02 or ES02	E03 or ES03	E04 or ES04	E05 or ES05
E = 6mm thick (Unsprung)					
ES = 9mm thick (Spring Assisted)					
Outside Plate	Lever & Euro Cutout	Lever only (*)	Blank	Lever only (*)	Blank
Inside Plate	Lever & Euro Cutout	Lever & Euro Cutout	Lever & Euro Cutout	Lever only	Lever only

(*) If functions 02 & 04 are required with operating inside handles & fixed dead dummy outside handles, please order two separate single plates as below. **NB. Ensure you order ES version if a 9mm thick plate is required.**

Function Code	E06 or ES06	E07 or ES07	E08 or ES08	E09 or ES09	E10 or ES10	E11 or ES11	E12 or ES12	E13 or ES13
E = 6mm thick (Unsprung)								
ES = 9mm thick (Spring Assisted)								
Outside Plate	—	—	Lever & Euro Cutout	Lever only	Blank	Euro Cutout	—	—
Inside Plate	Lever & Euro Cutout	Lever only	—	—	—	—	Blank	Euro Cutout

Fixings

Supplied with M5 x 25mm finish matched slotted blind nuts and M5 allthreads. Unsprung Sets supplied with an 8mm x 110mm stainless steel lockpoint spindle with grub screws, to suit doors up to 64mm thick. Spring Assisted Sets supplied with an 8mm x 125mm stainless steel lockpoint spindle with grub screws, to suit doors up to 76mm thick.

How to Order

Split Finish Sets - order as singles

Functions E (6mm thick, Unsprung):

- 1) select PLATE DESIGN (e.g. 59 series)
- 2) add LENGTH code (e.g. 597)
- 3) add FUNCTION code (e.g. 597E01)
- 4) add WIDTH code (e.g. 597E01AA)
- 5) add LOCK CENTRES - if applicable (e.g. 597E01AA92)
- 6) add COLLAR DESIGN (e.g. 597E01AA92K)
- 7) add FINISH (e.g. 597E01AA92K/PN)
- 8) add LEVER code (e.g. 597E01AA92K/PN/7706)
- 9) add HANDING LH or RH (e.g. 597E01AA92K/PN/7706RH).

For FIX DEAD pair of plates add FDS to code (e.g. 597E04AA/K/PN/7706RH/FDS).

For FIX DEAD single plates add FD to code (e.g. 597E09AA/K/PN/7706LH/FD).

Functions ES (9mm thick, Spring Assisted):

- 1) select PLATE DESIGN (e.g. 59 series)
- 2) add LENGTH code (e.g. 597)
- 3) add FUNCTION code (e.g. 597ES01)
- 4) add WIDTH code (e.g. 597ES01AA)
- 5) add LOCK CENTRES - if applicable (e.g. 597ES01AA92)
- 6) add COLLAR DESIGN (e.g. 597ES01AA92K)
- 7) add FINISH (e.g. 597ES01AA92K/PN)
- 8) add LEVER code (e.g. 597ES01AA92K/PN/7706)
- 9) add HANDING LH or RH (e.g. 597ES01AA92K/PN/7706RH).


For FIX DEAD pair of plates add FDS to code (e.g. 597ES04AA/K/PN/7706RH/FDS).

For FIX DEAD single plates add FD to code (e.g. 597ES09AA/K/PN/7706LH/FD).

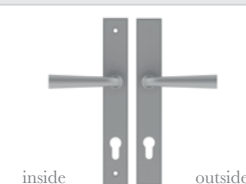
HANDING - Multipoint Lock Sets are handed from the OUTSIDE plate, see Multipoint Set Handing box above. Single Plates with Levers attached are handed as per LEVER ORIENTATION - see Function Code illustrations above.

Due to the operation of multipoint locks, we recommend the specification of Levers attached whenever possible. Should you require plates only - please contact us for ordering details.

MULTIPOINT SET HANDING



LH SET



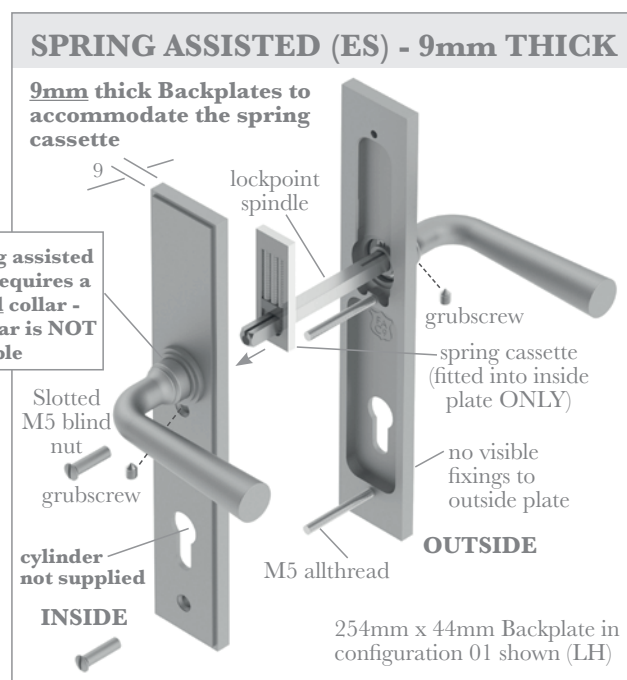
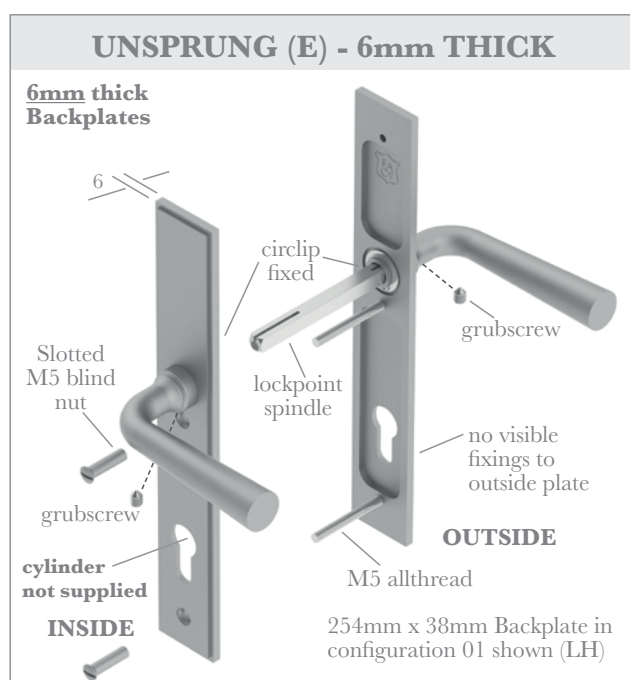
RH SET

FIX DEAD DUMMY OPTION (Supplied assembled)



Achieved by custom machining both the Plate & Lever/Knob, then fixing together with a lockbolt.

Multipoint Sets - Euro Profile Locks (Bolt through lockcase & below)



OPTIONS:

Plate designs - ST4
Seating/Collars - ST6:010
Lever designs - ST1

6mm thick - Code E
9mm thick - Code ES

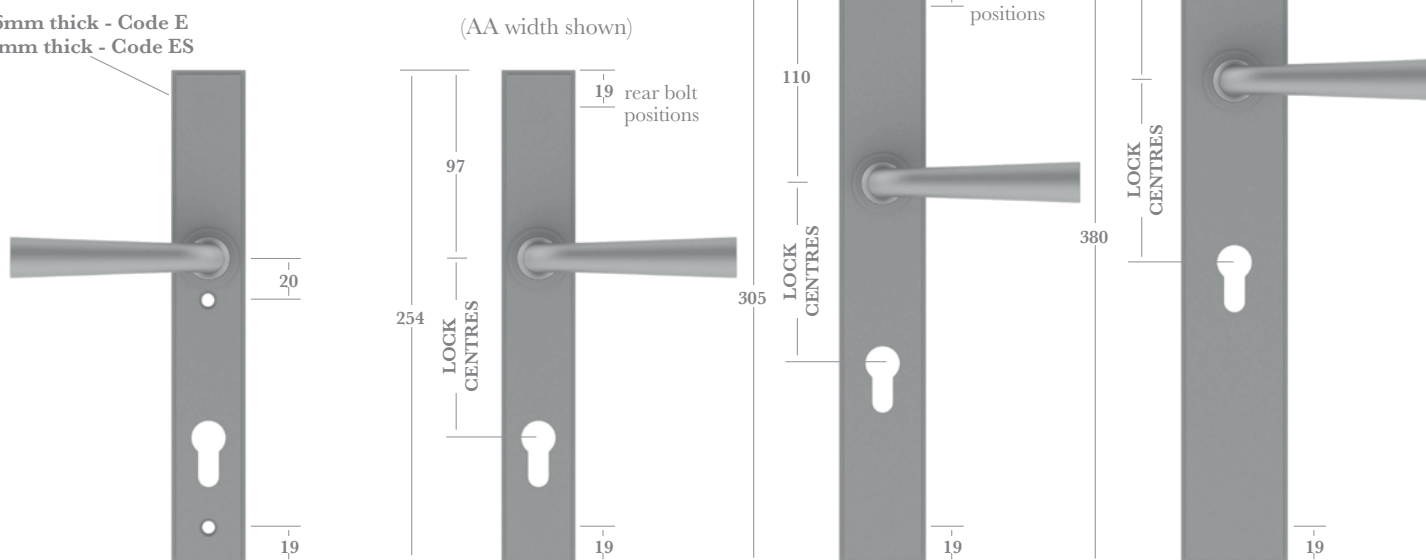


Plate Length	254mm	305mm	380mm
Code	--7	--8	--9

Plate Width	27mm	32mm	38mm	44mm	54mm	64mm
Code	AC*	AB*	AA*	A	B	C




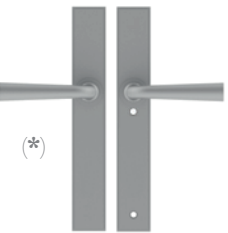

*Availability dependent on Backplate design - see section ST4 for details.

Continues overleaf >

UPDATED
02/22

ST5:165

Multipoint Sets - Euro Profile Locks (Bolt through lockcase & below)

Function Code	E21 or ES21	E22 or ES22	E23 or ES23	E24 or ES24	E25 or ES25
E = 6mm thick (Unsprung)					
ES = 9mm thick (Spring Assisted)	LH set shown	LH set shown	LH set shown	LH set shown	LH set shown
Outside Plate	Lever & Euro Cutout	Lever only (*)	Blank	Lever only (*)	Blank
Inside Plate	Lever & Euro Cutout	Lever & Euro Cutout	Lever & Euro Cutout	Lever only	Lever only

(*) If functions 22 & 24 are required with operating inside handles & fixed dead dummy outside handles, please order two separate single plates as below. **NB. Ensure you order ES version if a 9mm thick plate is required.**

Function Code	E26 or ES26	E27 or ES27	E28 or ES28	E29 or ES29	E30 or ES30	E31 or ES31	E32 or ES32	E33 or ES33
E = 6mm thick (Unsprung)								
ES = 9mm thick (Spring Assisted)	RH shown	RH shown	LH shown	LH shown				
Outside Plate	—	—	Lever & Euro Cutout	Lever only	Blank	Euro Cutout	—	—
Inside Plate	Lever & Euro Cutout	Lever only	—	—	—	—	Blank	Euro Cutout

Fixings

Supplied with M5 x 25mm finish matched slotted blind nuts and M5 allthreads. Unsprung Sets supplied with an 8mm x 110mm stainless steel lockpoint spindle with grubscrews, to suit doors up to 64mm thick. Spring Assisted Sets supplied with an 8mm x 125mm stainless steel lockpoint spindle with grubscrews, to suit doors up to 76mm thick.

How to Order

Split Finish Sets - order as singles

Functions E (6mm thick, Unsprung):

- 1) select PLATE DESIGN (e.g. **59** series)
- 2) add LENGTH code (e.g. **597**)
- 3) add FUNCTION code (e.g. 597**E21**)
- 4) add WIDTH code (e.g. 597E21**AA**)
- 5) add LOCK CENTRES - if applicable (e.g. 597E21AA**92**)
- 6) add COLLAR DESIGN (e.g. 597E21AA92**K**)
- 7) add FINISH (e.g. 597E21AA92K/**PN**)
- 8) add LEVER code (e.g. 597E21AA92K/PN/**7706**)
- 9) add HANDING LH or RH (e.g. 597E21AA92K/PN/7706**RH**).

For FIX DEAD pair of plates add FDS to code (e.g. 597E24AA/K/PN/7706RH/**FDS**).

For FIX DEAD single plates add FD to code (e.g. 597E29AA/K/PN/7706LH/**FD**).

Functions ES (9mm thick, Spring Assisted):

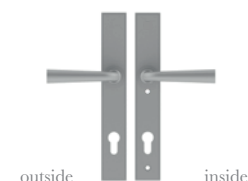
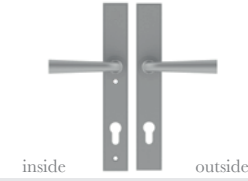
- 1) select PLATE DESIGN (e.g. **59** series)
- 2) add LENGTH code (e.g. **597**)
- 3) add FUNCTION code (e.g. 597**ES21**)
- 4) add WIDTH code (e.g. 597ES21**AA**)
- 5) add LOCK CENTRES - if applicable (e.g. 597ES21AA**92**)
- 6) add COLLAR DESIGN (e.g. 597ES21AA92**K**)
- 7) add FINISH (e.g. 597ES21AA92K/**PN**)
- 8) add LEVER code (e.g. 597ES21AA92K/PN/**7706**)
- 9) add HANDING LH or RH (e.g. 597ES21AA92K/PN/7706**RH**).


For FIX DEAD pair of plates add FDS to code (e.g. 597ES24AA/K/PN/7706RH/**FDS**).

For FIX DEAD single plates add FD to code (e.g. 597ES29AA/K/PN/7706LH/**FD**).

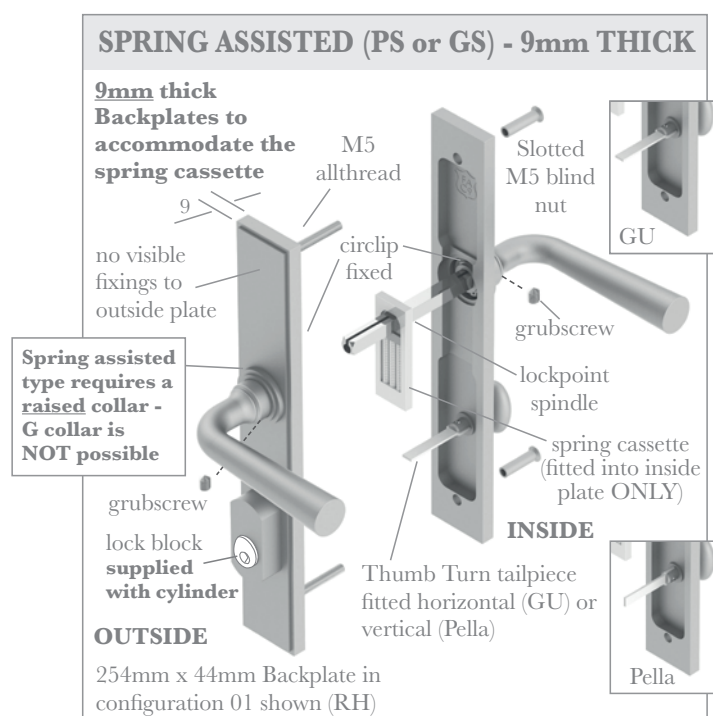
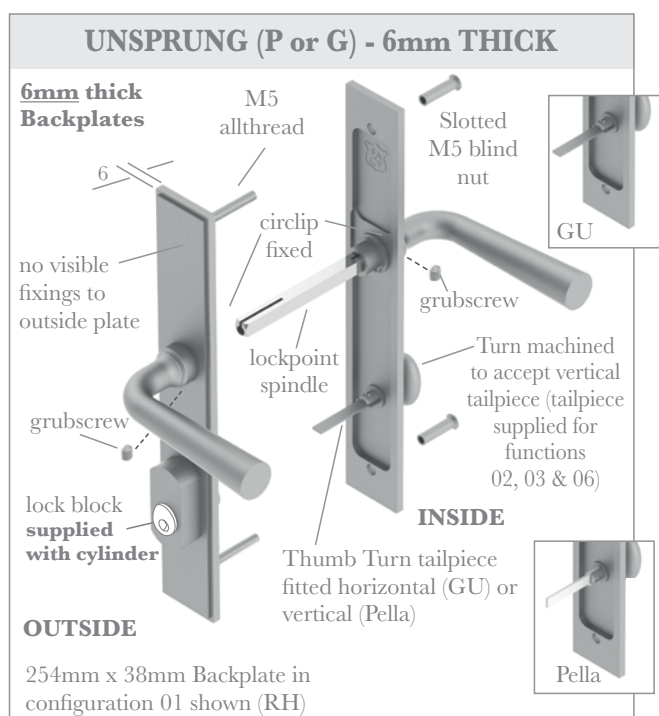
HANDING - Multipoint Lock Sets are handed from the OUTSIDE plate, see Multipoint Set Handing box above. Single Plates with Levers attached are handed as per LEVER ORIENTATION - see Function Code illustrations above.

Due to the operation of multipoint locks, we recommend the specification of Levers attached whenever possible. Should you require plates only - please contact us for ordering details.

MULTIPOINT SET HANDING

outside inside
LH SET

inside outside
RH SET

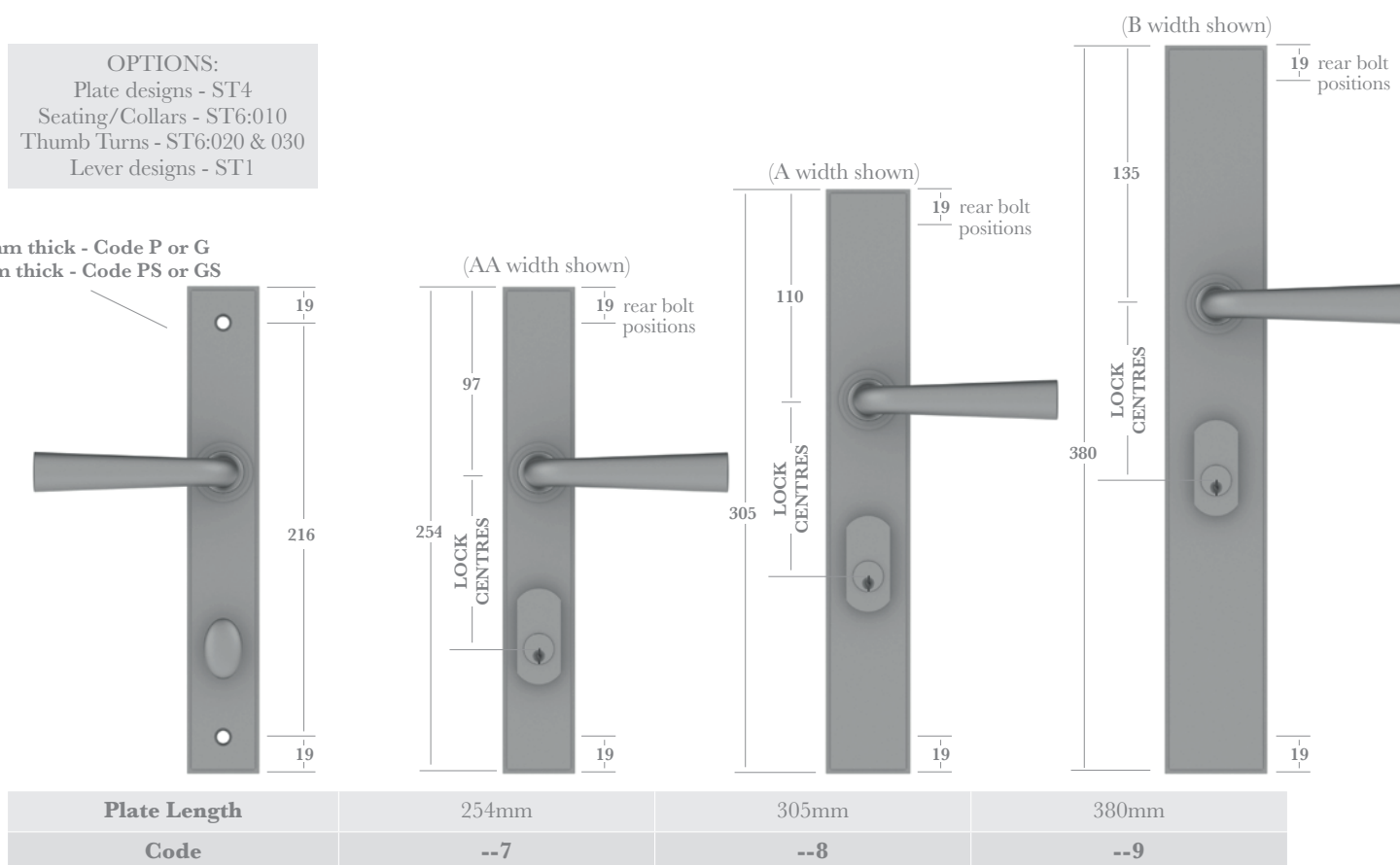
FIX DEAD DUMMY OPTION (Supplied assembled)

Achieved by custom machining both the Plate & Lever/Knob, then fixing together with a lockbolt.

Multipoint Sets - Pella & GU Locks



OPTIONS:
 Plate designs - ST4
 Seating/Collars - ST6:010
 Thumb Turns - ST6:020 & 030
 Lever designs - ST1

6mm thick - Code P or G
 9mm thick - Code PS or GS



*Availability dependent on Backplate design - see section ST4 for details.

Continues overleaf >

UPDATED
01/25

ST5:170

Multipoint Sets - Pella & GU Locks (continued)

Pella	P01 or PS01	P02 or PS02	P03 or PS03	P04 or PS04	P05 or PS05
GU	G01 or GS01	G02 or GS02	G03 or GS03	G04 or GS04	G05 or GS05
Function Codes P / G = 6mm thick (Unsprung) PS / GS = 9mm thick (Spring Assisted)					
Outside Plate	Lever & Lock Block	Lever only (*)	Blank	Lever only (*)	Blank
Inside Plate	Lever & Thumb Turn	Lever & Thumb Turn	Lever & Thumb Turn	Lever only	Lever only

(*) If functions 02 & 04 are required with operating inside handles & fixed dead dummy outside handles, please order two separate single plates as below. **NB. Ensure you order PS or GS version if a 9mm thick plate is required.**

Pella	P06, PS06, P12†, PS12†	P07 or PS07	P08 or PS08	P09 or PS09	P10 or PS10	P11 or PS11
GU	G06, GS06, G12†, GS12†	G07 or GS07	G08 or GS08	G09 or GS09	G10 or GS10	G11 or GS11
Function Codes P / G = 6mm thick (Unsprung) PS / GS = 9mm thick (Spring Assisted)						
Outside Plate	—	—	Lever & Lock Block	Lever only	Blank	Lock Block
Inside Plate	Lever & Thumb Turn	Lever only	—	—	—	—

† WITHOUT TAILPIECE

Fixings

Supplied with M5 x 25mm finish matched slotted blind nuts and M5 allthreads. Unsprung Sets supplied with an 8mm x 110mm stainless steel lockpoint spindle with grub screws, to suit doors up to 64mm thick. Spring assisted sets supplied with an 8mm x 125mm stainless steel lockpoint spindle with grub screws, to suit doors up to 76mm thick. Functions ##01 and ##08 will be supplied with a cylinder.

How to Order

Split Finish Sets - order as singles

Functions P or G (6mm thick, Unsprung):

- 1) select PLATE DESIGN (e.g. **59** series)
- 2) add LENGTH code (e.g. **597**)
- 3) add FUNCTION code (e.g. 597**P01**)
- 4) add WIDTH code (e.g. 597P01**AA**)
- 5) add LOCK CENTRES - if applicable (e.g. 597P01AA**92**)
- 6) add COLLAR DESIGN (e.g. 597P01AA92**K**)
- 7) add TURN code if required (e.g. 597P01AA92K/**T61**)
- 8) add FINISH (e.g. 597P01AA92K/T61/**PN**)
- 9) add LEVER code (e.g. 597P01AA92K/T61/PN/**7706**)
- 10) add HANDING LH or RH (e.g. 597P01AA92K/T61/PN/7706**RH**).

For FIX DEAD pair of plates add FDS to code (e.g. 597P04AA/K/PN/7706RH/**FDS**).

For FIX DEAD single plates add FD to code (e.g. 597P09AA/K/PN/7706LH/**FD**).

Functions PS or GS (9mm thick, Spring Assisted):

- 1) select PLATE DESIGN (e.g. **59** series)
- 2) add LENGTH code (e.g. **597**)
- 3) add FUNCTION code (e.g. 597**PS01**)
- 4) add WIDTH code (e.g. 597PS01**AA**)
- 5) add LOCK CENTRES - if applicable (e.g. 597PS01AA**92**)
- 6) add COLLAR DESIGN (e.g. 597PS01AA92**K**)
- 7) add TURN code if required (e.g. 597PS01AA92K/**T61**)
- 8) add FINISH (e.g. 597PS01AA92K/T61/**PN**)
- 9) add LEVER code (e.g. 597PS01AA92K/T61/PN/**7706**)
- 10) add HANDING LH or RH (e.g. 597PS01AA92K/T61/PN/7706**RH**).

For FIX DEAD pair of plates add FDS to code (e.g. 597PS04AA/K/PN/7706RH/**FDS**).

For FIX DEAD single plates add FD to code (e.g. 597PS09AA/K/PN/7706LH/**FD**).

MULTIPOINT SET HANDING



outside

inside

LH SET



inside

outside

RH SET

FIX DEAD DUMMY OPTION (Supplied assembled)

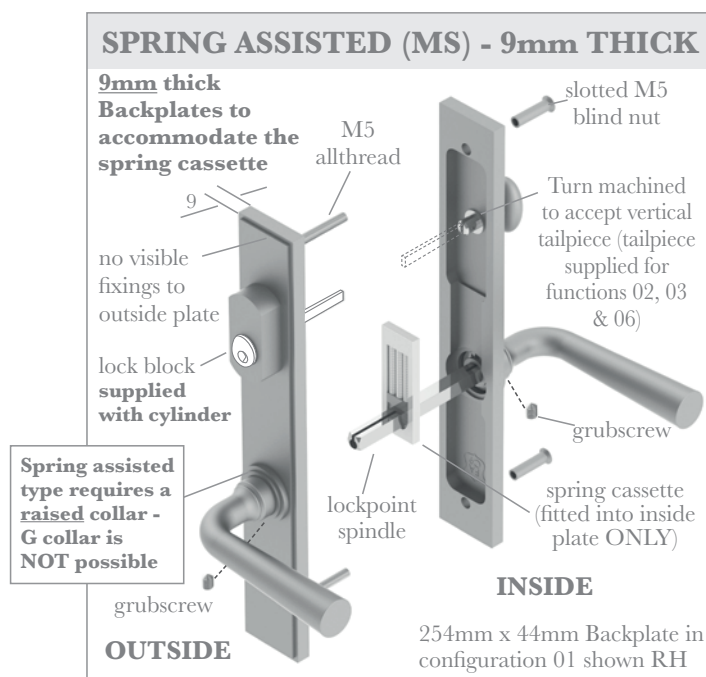
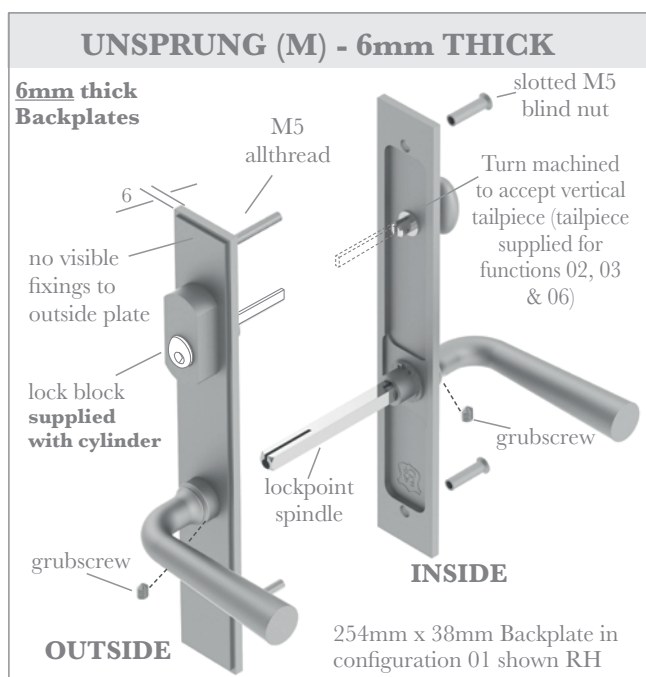


Achieved by custom machining both the Plate & Lever/Knob, then fixing together with a lockbolt.

HANDING - Multipoint Lock Sets are handed from the OUTSIDE plate, see Multipoint Set Handing box above. Single Plates with Levers attached are handed as per LEVER ORIENTATION - see Function Code illustrations above.

Due to the operation of multipoint locks, we recommend the specification of Levers attached whenever possible. Should you require plates only - please contact us for ordering details.

Multipoint Sets - Marvin Lock (not suitable for Marvin Integrity series)



OPTIONS:
 Plate designs - ST4
 Seating/Collars - ST6:010
 Thumb Turns - ST6:020 & 030
 Lever designs - ST1

6mm thick - Code M
 9mm thick - Code MS







Plate Length	254mm	305mm	380mm
Code	--7	--8	--9

Plate Width	27mm	32mm	38mm	44mm	54mm	64mm
Code	AC*	AB*	AA*	A	B	C

*Availability dependent on Backplate design - see section ST4 for details.

Continues overleaf >

UPDATED
01/17

ST5:190

Multipoint Sets - Marvin Lock (continued)

Function Code	M01 or MS01	M02 or MS02	M03 or MS03	M04 or MS04	M05 or MS05
M = 6mm thick (Unsprung)		(*)		(*)	
MS = 9mm thick (Spring Assisted)					
Outside Plate	Lever & Lock Block	Lever only (*)	Blank	Lever only (*)	Blank
Inside Plate	Lever & Thumb Turn	Lever & Thumb Turn	Lever & Thumb Turn	Lever only	Lever only

(*) If functions 02 & 04 are required with operating inside handles & fixed dead dummy outside handles, please order two separate single plates as below. **NB. Ensure you order MS version if a 9mm thick plate is required.**

Function Code	M06 or MS06	M07 or MS07	M08 or MS08	M09 or MS09	M10 or MS10	M11 or MS11
M = 6mm thick (Unsprung)						
MS = 9mm thick (Spring Assisted)						
Outside Plate	—	—	Lever & Lock Block	Lever only	Blank	Lock Block
Inside Plate	Lever & Thumb Turn	Lever only	—	—	—	—

Fixings [†]WITHOUT TAILPIECE

Supplied with M5 x 25mm finish matched slotted blind nuts and M5 allthreads. Unsprung Sets supplied with an 8mm x 110mm stainless steel lockpoint spindle with grub screws, to suit doors up to 64mm thick. Spring assisted sets supplied with an 8mm x 125mm stainless steel lockpoint spindle with grub screws, to suit doors up to 76mm thick. Functions ##01 and ##08 will be supplied with a cylinder.

How to Order Split Finish Sets - order as singles

Functions M (6mm thick, Unsprung):

- 1) select PLATE DESIGN (e.g. 59 series)
- 2) add LENGTH code (e.g. 597)
- 3) add FUNCTION code (e.g. 597M01)
- 4) add WIDTH code (e.g. 597M01AA)
- 5) add LOCK CENTRES - if applicable (e.g. 597M01AA92)
- 6) add COLLAR DESIGN (e.g. 597M01AA92K)
- 7) add TURN code if required (e.g. 597M01AA92K/T61)
- 8) add FINISH (e.g. 597M01AA92K/T61/PN)
- 9) add LEVER code (e.g. 597M01AA92K/T61/PN/7706)
- 10) add HANDING LH or RH (e.g. 597M01AA92K/T61/PN/7706RH).

For FIX DEAD pair of plates add FDS to code (e.g. 597M04AA/K/PN/7706RH/FDS).

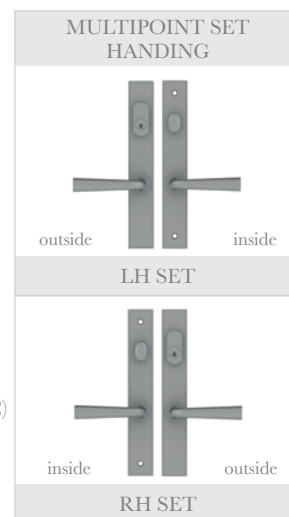
For FIX DEAD single plates add FD to code (e.g. 597M09AA/K/PN/7706LH/FD).

Functions MS (9mm thick, Spring Assisted):

- 1) select PLATE DESIGN (e.g. 59 series)
- 2) add LENGTH code (e.g. 597)
- 3) add FUNCTION code (e.g. 597MS01)
- 4) add WIDTH code (e.g. 597MS01AA)
- 5) add LOCK CENTRES - if applicable (e.g. 597MS01AA92)
- 6) add COLLAR DESIGN (e.g. 597MS01AA92K)
- 7) add TURN code if required (e.g. 597MS01AA92K/T61)
- 8) add FINISH (e.g. 597MS01AA92K/T61/PN)
- 9) add LEVER code (e.g. 597MS01AA92K/T61/PN/7706)
- 10) add HANDING LH or RH (e.g. 597MS01AA92K/T61/PN/7706RH).

For FIX DEAD pair of plates add FDS to code (e.g. 597MS04AA/K/PN/7706RH/FDS).

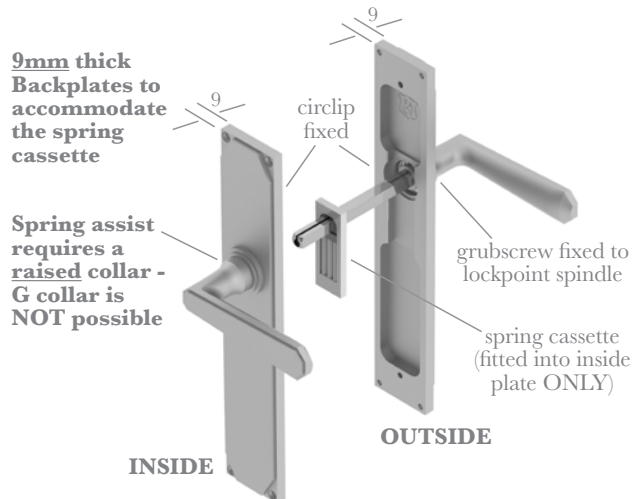
For FIX DEAD single plates add FD to code (e.g. 597MS09AA/K/PN/7706LH/FD).



Due to the operation of multipoint locks, we recommend the specification of Levers attached whenever possible. Should you require plates only - please contact us for ordering details.

Spring Assisted Backplates

- Available on Face Fix and Bolt Fix Backplates only, and only where the Levers or Knobs are fitted to the Backplates (circlip fixed).
- Not available on Concealed Fix Backplates.
- Thickness of the Backplate is 9mm in all cases to accommodate the Spring Cassette, which is fitted into the inside plate only.
- Spring Assisted Backplates require a raised collar - G type flush collar is NOT possible.



▲ **Latch (Passage)** - see page ST5:010



▲ **Keyhole** - see page ST5:030



▲ **Profile Cylinders** - see page ST5:050



▲ **Privacy** - see page ST5:070



▲ **Accurate US Entry Face Fixed** - see page ST5:090



▲ **Accurate US Entry Bolt Fixed** - see page ST5:130

Seating/Collar Options (all shown fitted to 47 series Plate)

Flush Seating Option

(Face fixed & Blind Bolt fixed Plates only)

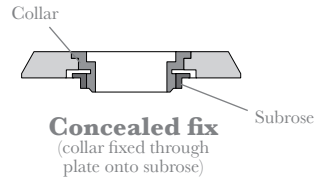


Face fixed
(plate machined to provide flush seating- no collar required)

▲ type **G** as supplied with Face Fixed Plates

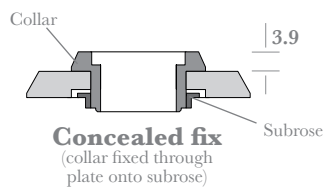
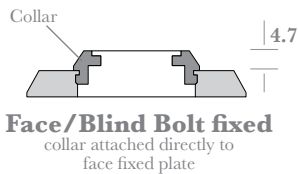
Flush Collar Option

(Concealed fix Plates only)

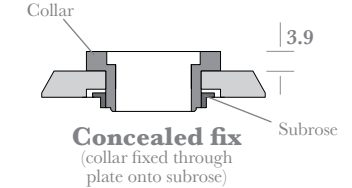
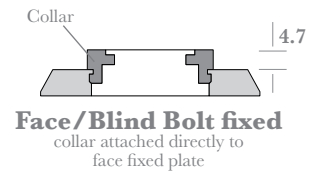


▲ type **G** as supplied with Concealed Fix Plates

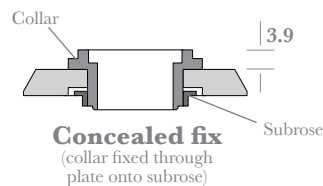
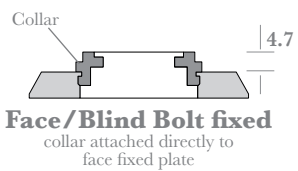
Raised Collar Options (available for Face fixed, Blind Bolt fixed & Concealed fix Plate designs)



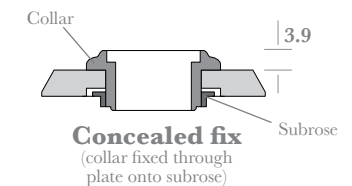
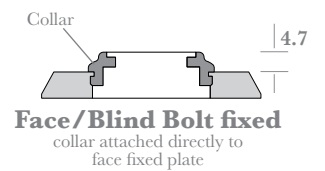
▲ type **F**



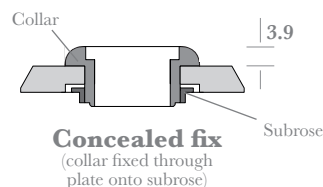
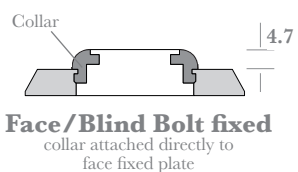
▲ type **J**



▲ type **K**


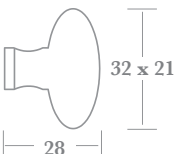

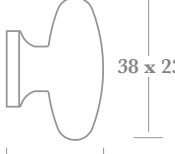

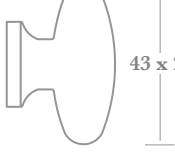





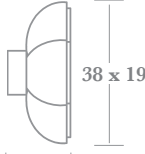

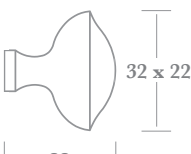

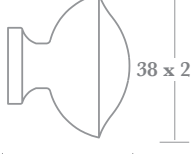

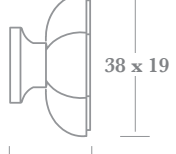





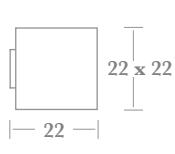

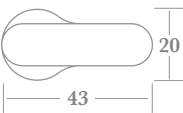

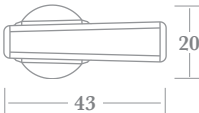



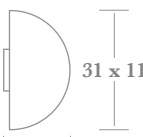




▲ type **L**




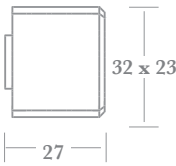

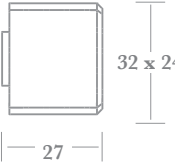

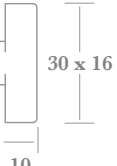

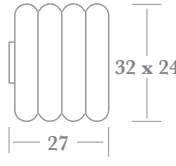

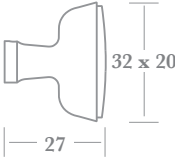

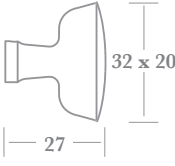

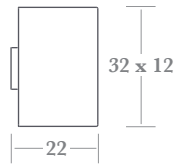

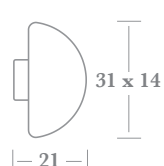

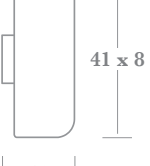

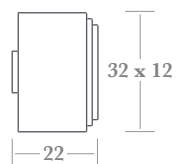

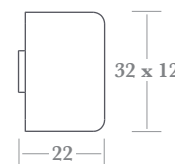

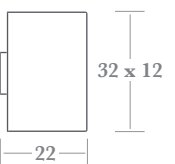

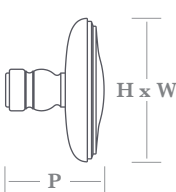

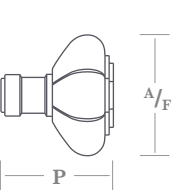

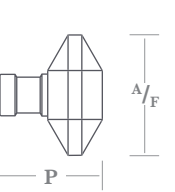


▲ type **M**


Thumb Turn Options for Backplates

	 <p>32 x 21 28</p>		 <p>38 x 23 27</p>		 <p>43 x 24 28</p>
▲ T51		▲ T61		▲ T65	
	 <p>34 x 9 18</p>		 <p>41 x 13 23</p>		 <p>38 x 19 19</p>
▲ T53		▲ T66		▲ T54	
	 <p>32 x 22 33</p>		 <p>38 x 27 36</p>		 <p>38 x 19 27</p>
▲ T52		▲ T62		▲ T68	
	 <p>H x W P</p>		 <p>H x W P</p>		 <p>22 x 22 22</p>
▲ T55 30(H) x 17(W) x 27(P) T72 25(H) x 13(W) x 21(P)		▲ T56 30(H) x 17(W) x 27(P) T73 25(H) x 13(W) x 21(P)		▲ T63	
	 <p>20 43 projection 18</p>		 <p>20 43 projection 18</p>		 <p>29 Ø 23</p>
▲ T57		▲ T58		▲ T69	
	 <p>31 x 11 16</p>	 <p>64 or 87</p> <p>All Thumb Turns are supplied factory fitted to Backplates as shown</p>		<p>SPINDLE ORIENTATION - PRIVACY SETS ONLY</p>  <p>64 (SL version 87)</p> <p>64 (DL version 87)</p> <p>▲ S Square (e.g. T61S) SL Square (e.g. T61SL)</p> <p>▲ D Diamond (e.g. T61D) DL Diamond (e.g. T61DL)</p>	
▲ T92					


If your Turn is to be used along with a Coin Release AND the door thickness is between 66mm and 90mm thick you will need to order the SL or DL version.

Thumb Turn Options for Backplates


 	 	 
▲ T59	▲ T60	▲ T75
  <p>computer generated image</p>	 	 
▲ T76	▲ T74	▲ T77
 	 	 
▲ T89	▲ T67	▲ T71
 	 	 
▲ T86	▲ T87	▲ T88
 	 	 
▲ T79 38(H) x 21(W) x 26(P) T78 30(H) x 17(W) x 24(P)	▲ T82 32 ^(A/F) x 30(P) T81 25 ^(A/F) x 25(P)	▲ T84 32 ^(A/F) x 28(P) T83 25 ^(A/F) x 23(P)
		
▲ T64		



SPINDLE ORIENTATION - PRIVACY SETS ONLY



▲ S Square (e.g. T61S)
SL Square (e.g. T61SL)



▲ D Diamond (e.g. T61D)
DL Diamond (e.g. T61DL)

If your Turn is to be used along with a Coin Release AND the door thickness is between 66mm and 90mm thick you will need to order the SL or DL version.

Swing Cover Options (for Keyholes & Releases)

					
▲ R04 32Ø x 40 high	▲ R05 32Ø x 40 high	▲ R06 32Ø x 40 high	▲ R07 32Ø x 40 high	▲ R08 32Ø x 40 high	▲ R17 32Ø x 40 high
					
▲ R26 31Ø x 40 high	▲ R12 32Ø	▲ R13 32Ø	▲ R09 40 x 28	▲ R16 45 x 25	▲ R25 45 x 24
					
▲ R14 50 x 20 ▲ R24 40 x 20	▲ R11 50 x 20 ▲ R21 40 x 20	▲ R19 50 x 19 ▲ R20 40 x 19	▲ R27 50 x 19 ▲ R28 40 x 19	▲ R29 50 x 19 ▲ R30 40 x 19	▲ R35 50 x 19 ▲ R36 40 x 19
					
▲ R10 40 x 20	▲ R23 40 x 25	▲ R31 32 A/F	▲ R32 32 A/F	▲ R15 56 x 27	▲ R18 19 x 11
		A/F = dimension across flats			
not available as keyhole cover	not available as keyhole cover				
▲ R33 24 x 24	▲ R34 34 x 34				

A/F = dimension across flats


Cover Coin Release

In addition to our standard release hole, our Swing Covers are also available with a Coin Release, use **code 'CR'** in place of 'R' for all Covers shown above eg. **CR28**.

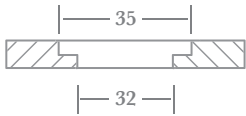
Coin/Release Options

						
▲ R00 9.5Ø	▲ R01 11Ø	▲ R02 20Ø	▲ R03 11Ø	▲ R37 19Ø (10.5Ø hole)	▲ R38 19Ø (10.5Ø hole)	▲ R39 19Ø (10.5Ø hole)
			indicator: red/green	square edge design	round edge design	cover cap design

US Entry Plates - Cylinder Options




CYLINDER OPTIONS									
	32 Series	47 Series	49 Series	59 Series	60 Series	66 Series	67 Series	68 Series	87 Series
	MINIMUM PLATE WIDTH (mm)								
C01	44	44	44	44	54	44	54	54	54
C02, C03 C13, C14	54	54	54	54	64	54	64	64	54
C04, C05 C06, C17	54	64	54	64	64	64	64	64	64
C09 C11	44	44	44	44	64	54	54	54	54

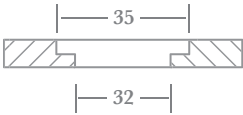


Plates machined to accept
US standard cylinders

US Entry Plates - Cylinder Options



CYLINDER OPTIONS									
	32 Series	47 Series	49 Series	59 Series	60 Series	66 Series	67 Series	68 Series	87 Series
	MINIMUM PLATE WIDTH (mm)								
ALL PLATE DESIGNS	44	44	44	44	64	54	54	54	54



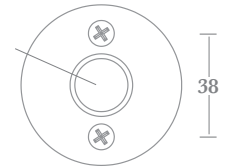
Plates machined to accept
US standard cylinders

Lever, Knob & Thumb Turn Options

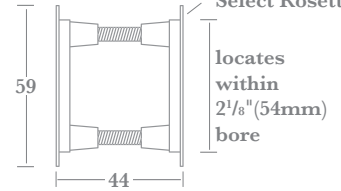
A selection of adaptors and spindles for converting standard Select Levers & Knobs: for use on ANSI 161 preparation pre-bored doors; in conjunction with Rim Locks; and to work with Thumb Turns.



Threaded to accept Select Rosette




flange sits on face of door behind Select Rosette



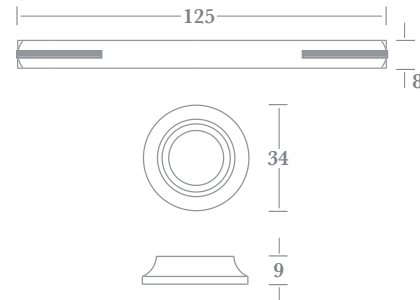
max door thickness
(longer bolts available - see 7801 below)

- ▲ **7800 Pre-Bored Door Adaptor** (for use with $2\frac{1}{8}$ " bore - ANSI 161 preparation)
7801 Optional Long Screw Pack (pack of 2pcs - M5 x 50mm machine screws for adapting 7800 to cater for doors between 45mm and 60mm thick)

finish matched collar



stainless steel



- ▲ **7805 Rim Lock Seating Collar & Spindle** - 90mm maximum combined thickness of door leaf & rim lock (custom length spindles available made to order)

Fixings

Pre-Bore Adaptors supplied with alignment collars and M5 x 35mm machine screws to suit doors between 32mm and 44mm thick.

How to Order

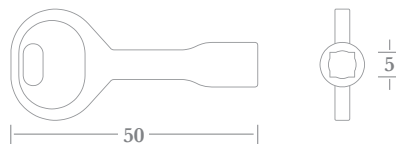
- 1) select PRODUCT (e.g. **7805**)
- 2) 7805 only - add FINISH (e.g. **7805PC**).

Finishes

7805 Collar - See our price list or website for finish availability.



nickel plated



- ▲ **7901KEY Release Key**



stainless steel

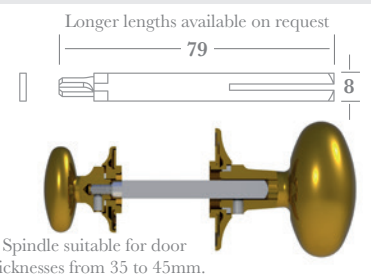
- ▲ **7819 Closet Spindle** - designed to connect Thumb Turns in sections ST7 & DF6 (pages 040 & 050) with Allart Select Door Levers & Knobs (ST1&2)



nylon



- ▲ **0151 5-8mm Converter Sleeve**




Spindle suitable for door thicknesses from 35 to 45mm.

Lever & Knob Mounts & Spindles



mill finish brass



▲ **7810 Subrose for solid doors** - (included as standard with all concealed fix rosettes & backplates).

▲ **7811 Fix Dead Dummy Mount** (solid doors) - heavy duty version for doors fitted with a door control and/or seals. For single lever/knob, 2 required for pairs of levers/knobs.



mill finish brass

▲ **7813 Fix Dead Dummy Mount** (solid doors) - for single lever/knob, 2 required for pairs of levers/knobs.



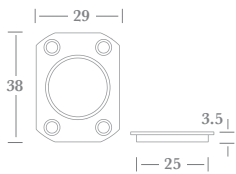
mill finish brass

▲ **7814 Fix Dead Dummy Mount Set** (solid doors) - alternative mounting for pairs of levers/knobs using existing spindle.



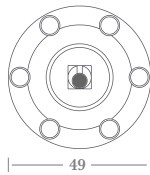
stainless steel

▲ **9001 Taylors Spindle** - for use with face fixed rosettes in section ST3.

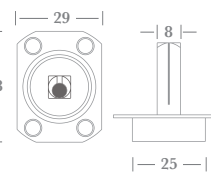
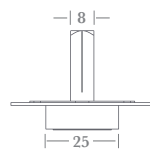


Supplied with
no. 4 x 13mm wood screws

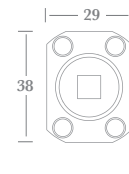
NB. Not suitable for Ø44mm Roses.



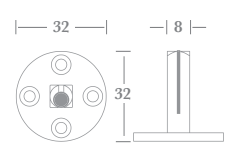
Supplied with
no. 6 x 32mm wood screws



Supplied with
no. 6 x 19mm wood screws




Supplied with
no. 6 x 19mm wood screws



Supplied with
no. 6 x 19mm wood screws



▲ **7815 Lockpoint Spindle**



	A	B	C	D	E
L (length)	75	96	110	125	155
Door Thickness	5-30	25-51	35-64	50-80	80-110



▲ **7816 Lockpoint Swivel Spindle** - for use with split follower locks

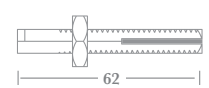


	A	B	C
L (length)	96	110	125
Door Thickness	25 - 51	40 - 64	50 - 80



zinc plated steel

◀ **7818 Single Side Operating Spindle** for use on applications where operation of lever/knob is required on one door face only. Suitable for doors 35-60mm thick.

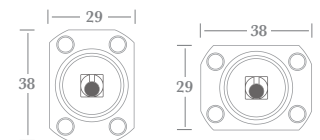


▲ **7806 Access Control (AC) Spindle**
Horizontal bolt through version



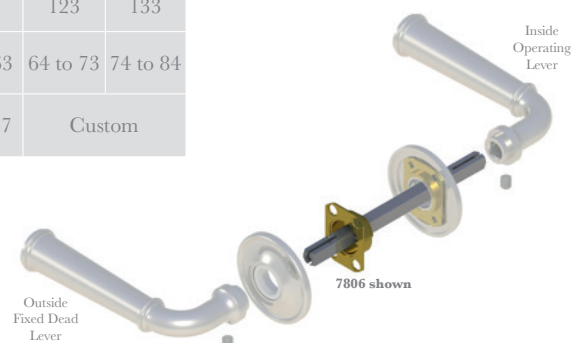
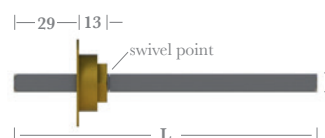
▲ **7807 Access Control (AC) Spindle**
Vertical bolt through version

Designed to provide a strong and secure fixing for the outside fixed dead (dummy) Lever/Knob when used in conjunction with a Night Latch/Electric Strike/Key Fob. Typical applications are hotel bedroom doors and high-end residential apartment entrance doors.



Supplied with no. 6 x 19mm wood screws.

	A	B	C	D
L (length)	103	113	123	133
Door Thickness Range	44 to 53	54 to 63	64 to 73	74 to 84
To suit standard Door Thicknesses	44 & 51	54 & 57	Custom	



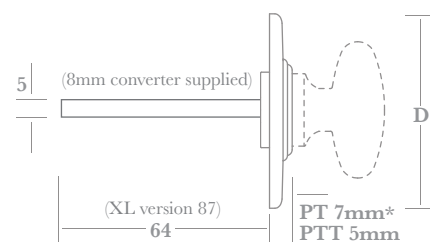
Thumb Turns - 44mm to 76mm Ø Rosettes

A Rosette & Thumb Turn combination with 5mm spindle fitted, offered with twelve Rosette designs - each available in up to four sizes - and over twenty different Thumb Turns.

Please contact us should you require additional information on Thumb Turn combinations.



approx actual size B



*PT 7mm except for 7821-41, 46 & 47 D size is 9mm.

	A†	B	C	D
D (diameter)	Ø 44	Ø 54	Ø 64	Ø 76

Custom sizes available upon request - surcharge may apply.

†7845PT/PTT not available in A size



See page ST7:130 & 140 for Turn options

▲ 7821 size B Rosette with T61 Turn



Fixings

Supplied with subrose, alignment insert, no.4 x 13mm wood screws, 5-8mm converter sleeve and installation instructions.

Pre-Bore Adaptors supplied with M5 machine screws to suit doors between 32mm and 44mm thick. Longer screws are available - see page ST6:070.



Release Keys are **not** supplied with Turns - see page ST6:070 to order separately.

How to Order

- 1) select ROSETTE DESIGN (e.g. **7844PT** or **7844PTT**)
- 2) add SIZE (e.g. 7844PT/**B**)
- 3) add TURN CODE & SPINDLE ORIENTATION (e.g. 7844PT/B/**T62S**)
- 4) add FINISH (e.g. 7844PT/B/T62S/**PC**)

For CLOSET SPINDLE configuration add CLS (e.g. 7844PT/B/T62S/PC/**CLS**).

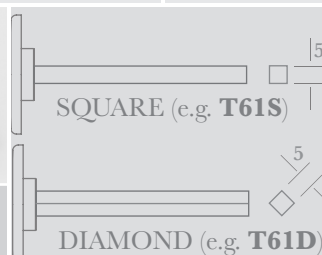
For PRE-BORE ADAPTOR (sizes C & D only) add PRE (e.g. 7844PT/C/T62S/PC/**PRE**).

NB. If your Turn is to be used along with a Coin Release AND the door thickness is between 66mm and 90mm thick you will need to add XL to your code (e.g. 7844PT/C/T62S/PC/**XL**).

subrose, alignment insert, and 5-8mm converter supplied

▲ **PRE**
pre-bored
adaptor option
(see ST6:070 for dimensions)

▲ **CLS**
closet spindle
option



▲ spindle orientation

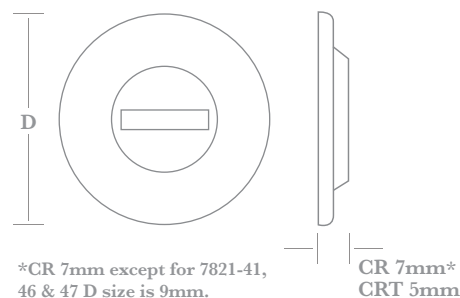
Finishes - See our price list or website for finish availability.

Coin Releases - 44mm to 76mm Ø Rosettes

A concealed fix Coin Release offered in twelve designs and up to four sizes to match up with the Thumb Turns to be found on page ST7:010.



Designed to work in conjunction with Allart Select thumb turns (ST7:010)



	A†	B	C	D
D (diameter)	Ø 44	Ø 54	Ø 64	Ø 76

Custom sizes available upon request - surcharge may apply.

†7845CR/CRT not available in A size

▲ 7827CR



▲ 7821CR
Previously 7460CR



▲ 7822CR
Previously 7461CR



▲ 7827CR
Previously 7462CR



▲ 7834CR
Previously 7463CR



▲ 7838CR
Previously 7465CR



▲ 7841CR
Previously 7466CR



▲ 7842CR/CRT
Previously 7467CR



▲ 7843CR/CRT
Previously 7468CR



▲ 7844CR/CRT
Previously 7469CR



▲ 7845CR/CRT
Previously 7470CR

not available in A size



▲ 7846CR
Previously 7471CR



▲ 7847CR
Previously 7472CR

Fixings

Supplied with subrose, alignment insert, no.4 x 13mm wood screws and installation instructions.



Subrose and alignment insert supplied

How to Order

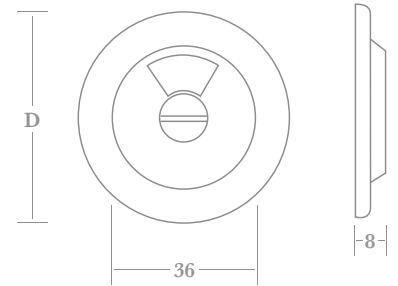

- 1) select ROSETTE DESIGN (e.g. 7844CR or 7844CRT)
- 2) add SIZE (e.g. 7844CR/B)
- 3) add FINISH (e.g. 7844CR/B/PB)

Finishes - See our price list or website for finish availability.

Coin Releases - 54mm to 76mm Ø with indicator

A concealed fix Coin Release with red/green status indication, offered in 3 diameters and twelve designs to match up with the Thumb Turns to be found on page ST7:010.

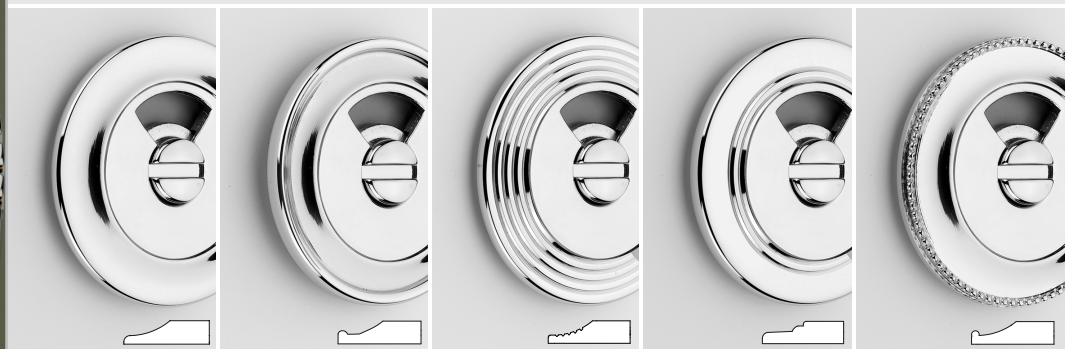
Due to design restrictions this Indicating Release is not available in 44mm diameter.



	A	B	C	D
D (diameter)	—	Ø 54	Ø 64	Ø 76



▲ 7838IND




▲ 7821IND
Previously 7480

▲ 7822IND
Previously 7481

▲ 7827IND
Previously 7482

▲ 7834IND
Previously 7483

▲ 7838IND
Previously 7485



▲ 7841IND
Previously 7486

▲ 7842IND
Previously 7487

▲ 7843IND
Previously 7488

▲ 7844IND
Previously 7489

▲ 7845IND
Previously 7490



▲ 7846IND
Previously 7491

▲ 7847IND
Previously 7492

Fixings

Supplied with no.4 x 13mm wood screws (faceplate threads on for concealed fixing).



How to Order

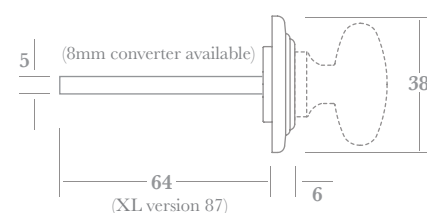
- 1) select RELEASE (e.g. **7821IND**)
- 2) add SIZE (e.g. **7821IND/B**)
- 3) add FINISH (e.g. **7821IND/B/PB**)

Finishes - See our price list or website for finish availability.

Thumb Turns - 38mm Ø Rosettes

Rosette (38mm dia.) & Thumb Turn combinations with 5mm fitted spindle. Each rosette is available with eight different Thumb Turn options shown opposite.

Please contact us should you require additional information on Thumb Turn combinations.




Thumb Turn Options



See page ST7:130 & 140 for dimensions


▲ **7834PT/AA** Rosette with T61 Turn



▲ **7821PT/AA**
Previously 7918




▲ **7822PT/AA**
Previously 7922




▲ **7827PT/AA**
Previously 7927



▲ **7834PT/AA**
Previously 7934




▲ **7838PT/AA**
Previously 7938



▲ **7841PT/AA**
Previously 7941




▲ **7842PT/AA**
Previously 7940



▲ **7843PT/AA**
Previously 7924



▲ **7845PT/AA**
Previously 7920



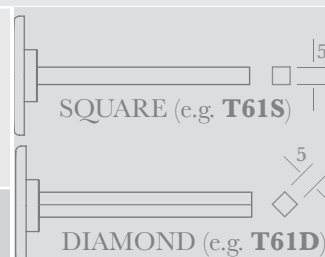
▲ **7846PT/AA**
Previously 7939



▲ subrose and alignment insert supplied



▲ **CLS** closet spindle option (see page ST6:070 for dimensions)



▲ spindle orientation

Fixings

Supplied with subrose, alignment insert, no.4 x 13mm wood screws and installation instructions



Release Keys are **not** supplied with Turns - see page ST6:070 to order separately.

How to Order

- 1) select ROSETTE DESIGN
(e.g. **7821PT**)
- 2) add /AA for size 38mm Rosette
(e.g. **7821PT/AA**)
- 3) add TURN CODE & SPINDLE ORIENTATION
(e.g. **7821PT/AA/T62S**)
- 4) add FINISH
(e.g. **7821PT/AA/T62S/PC**)

For CLOSET SPINDLE fitted instead of 5mm spindle add CLS
(e.g. **7821PT/AA/T62S/PC/CLS**)

NB. If your Turn is to be used along with a Coin Release AND the door thickness is between 66mm and 90mm thick you will need to add XL to your code
(e.g. **7821PT/AA/T62S/PC/XL**).



A 5-8mm converter sleeve is available - see page ST6:070

Finishes - See our price list or website for finish availability.

Coin Releases - 38mm Ø Rosettes

Concealed fix Coin Release, 38mm diameter, designed to match up with the Thumb Turns on page ST7:050.



Fixings

Supplied with subrose, alignment insert, no.4 x 13mm wood screws and installation instructions.




Subrose and alignment insert supplied

How to Order

- 1) select RELEASE (e.g. **7821CR**)
- 2) add /AA for 38mm Rosette (e.g. **7821CR/AA**)
- 3) add FINISH (e.g. **7821CR/AA/PB**)

Finishes - See our price list or website for finish availability.



designed to work in conjunction with Allart Select thumb turns (ST7:050)



▲ **7821CR/AA** Previously 7918CR

approx actual size



▲ **7827CR/AA** Previously 7927CR

approx actual size



▲ **7838CR/AA** Previously 7938CR

approx actual size



▲ **7842CR/AA** Previously 7940CR

approx actual size



▲ **7845CR/AA** Previously 7920CR

approx actual size



▲ **7822CR/AA** Previously 7922CR

approx actual size



▲ **7834CR/AA** Previously 7934CR

approx actual size



▲ **7841CR/AA** Previously 7941CR

approx actual size



▲ **7843CR/AA** Previously 7924CR

approx actual size



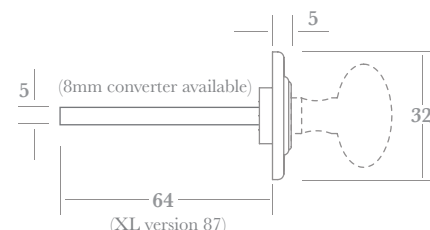
▲ **7846CR/AA** Previously 7939CR

approx actual size


Thumb Turns - 32mm Ø Rosettes

Rosette (32mm dia.) & Thumb Turn combinations with 5mm fitted spindle. Each rosette is available with over twenty different Thumb Turn options shown on pages ST7:130 & 140.

Please contact us should you require additional information on Thumb Turn combinations.



▲ 7834PT/AB Rosette with T51 Turn



Fixings

Supplied with subrose, alignment insert, no.4 x 13mm wood screws, release key and installation instructions.



Release Keys are **not** supplied with Turns - see page ST6:070 to order separately.

How to Order

- 1) select ROSETTE DESIGN
(e.g. **7821PT**)
- 2) add /AB for size 32mm Rosette
(e.g. 7821PT/**AB**)
- 3) add TURN CODE & SPINDLE ORIENTATION
(e.g. 7821PT/AB/**T51S**)
- 4) add FINISH (e.g. 7821PT/AB/T51S/**PC**)

For CLOSET SPINDLE fitted instead of 5mm spindle add CLS
(e.g. 7821PT/AB/T51S/PC/**CLS**)

NB. If your Turn is to be used along with a Coin Release AND the door thickness is between 66mm and 90mm thick you will need to add XL to your code
(e.g. 7821PT/AB/T51S/PC/**XL**).



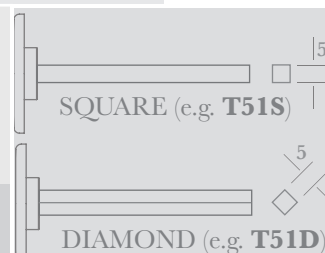
A 5-8mm converter sleeve is available - see page ST6:070



▲ subrose and alignment insert supplied



▲ **CLS** closet spindle option (see page ST6:070 for dimensions)



▲ spindle orientation

Finishes - See our price list or website for finish availability.

Coin Releases - 32mm Ø Rosettes

Concealed fix Coin Release, 32mm diameter, designed to match up with the Thumb Turns on page ST7:070.



Fixings

Supplied with subrose, alignment insert, no.4 x 13mm wood screws and installation instructions.



Subrose and alignment insert supplied

How to Order

- 1) select RELEASE (e.g. **7821CR**)
- 2) add /AB for size 32mm Rosette (e.g. **7821CR/AB**)
- 2) add FINISH (e.g. **7821CR/AB/PB**)

Finishes - See our price list or website for finish availability.



designed to work in conjunction with Allart Select thumb turns (ST7:070)

Thumb Turns - Concealed Fix Square Plates

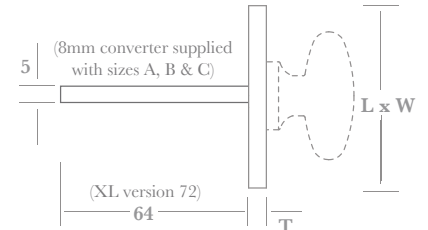
A Concealed Fix Square Plate & Thumb Turn combination with 5mm spindle fitted, offered with nine Square Plate designs - each available in up to five sizes - and over 30 different Thumb Turns.



6003AB/T78 shown actual size



See pages ST7:130 & 140 for Turn options



	AB	AA	A	B	C
L x W x T	32 x 32 x 5	38 x 38 x 5	44 x 44 x 6	54 x 54 x 6	64 x 64 x 6
3203 only	47 x 32 x 5	53 x 38 x 5	62 x 44 x 6	72 x 54 x 6	82 x 64 x 6

Custom sizes available upon request - surcharge may apply.



5903AB/T67S/PN

Fixings

All sizes supplied with subrose, alignment insert, no.4 x 13mm wood screws, assembly key, allen key, and installation instructions. In addition, sizes A, B & C are supplied with a 5-8mm converter sleeve.



Release Keys are **not** supplied with Turns - see page ST6:070 to order separately.


How to Order

- 1) select PLATE DESIGN (e.g. **6003**)
- 2) add SIZE (e.g. 6003**B**)
- 3) add TURN CODE & SPINDLE ORIENTATION (e.g. 6003B/**T62S**)
- 4) add FINISH (e.g. 6003B/T62S/**PC**)

For CLOSET SPINDLE fitted instead of 5mm spindle add CLS (e.g. 6003/T62S/PC/**CLS**)


NB. If your Turn is to be used along with a Coin Release AND the door thickness is between 66mm and 76mm thick you will need to add XL to your code (e.g. 6003C/T62S/PC/**XL**).

Finishes - See our price list or website for finish availability.




size B shown with T55 turn

▲ 3203



size B shown with T59 turn

▲ 4703




size B shown with T63 turn

▲ 4903



size B shown with T61 turn

▲ 5903



size B shown with T62 turn

▲ 6003



size B shown with T68 turn

▲ 6603



size B shown with T56 turn

▲ 6703 (square edge design)



size B shown with T55 turn

▲ 6803 (round edge design)

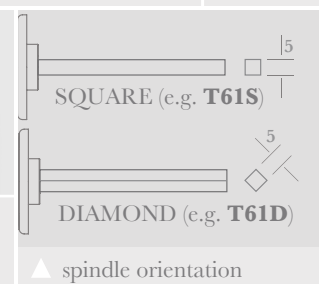


size B shown with T66 turn

▲ 8703



▲ 5-8mm converter sleeve supplied with sizes A, B & C only

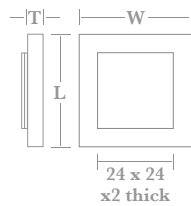

▲ **CLS** closet spindle option (see page ST6:070 for dimensions)


▲ spindle orientation

Releases - Concealed Fix Square Plates

A Concealed Fix Square Plate Swing Cover Release offered in nine designs and five sizes to match up with the Thumb Turns to be found on page ST7:085.

Beneath the Swing Cover we offer a choice of either a plain hole to accept a release key or a coin release as shown.



	AB	AA	A	B	C
L x W x T	32 x 32 x 5	38 x 38 x 5	44 x 44 x 6	54 x 54 x 6	64 x 64 x 6
8920/8950	47 x 32 x 5	53 x 38 x 5	62 x 44 x 6	72 x 54 x 6	82 x 64 x 6

Custom sizes available upon request - surcharge may apply.

Fixings

Supplied with finished matched no. 4 x 19mm wood screws. In addition the plain hole version is supplied with a release key

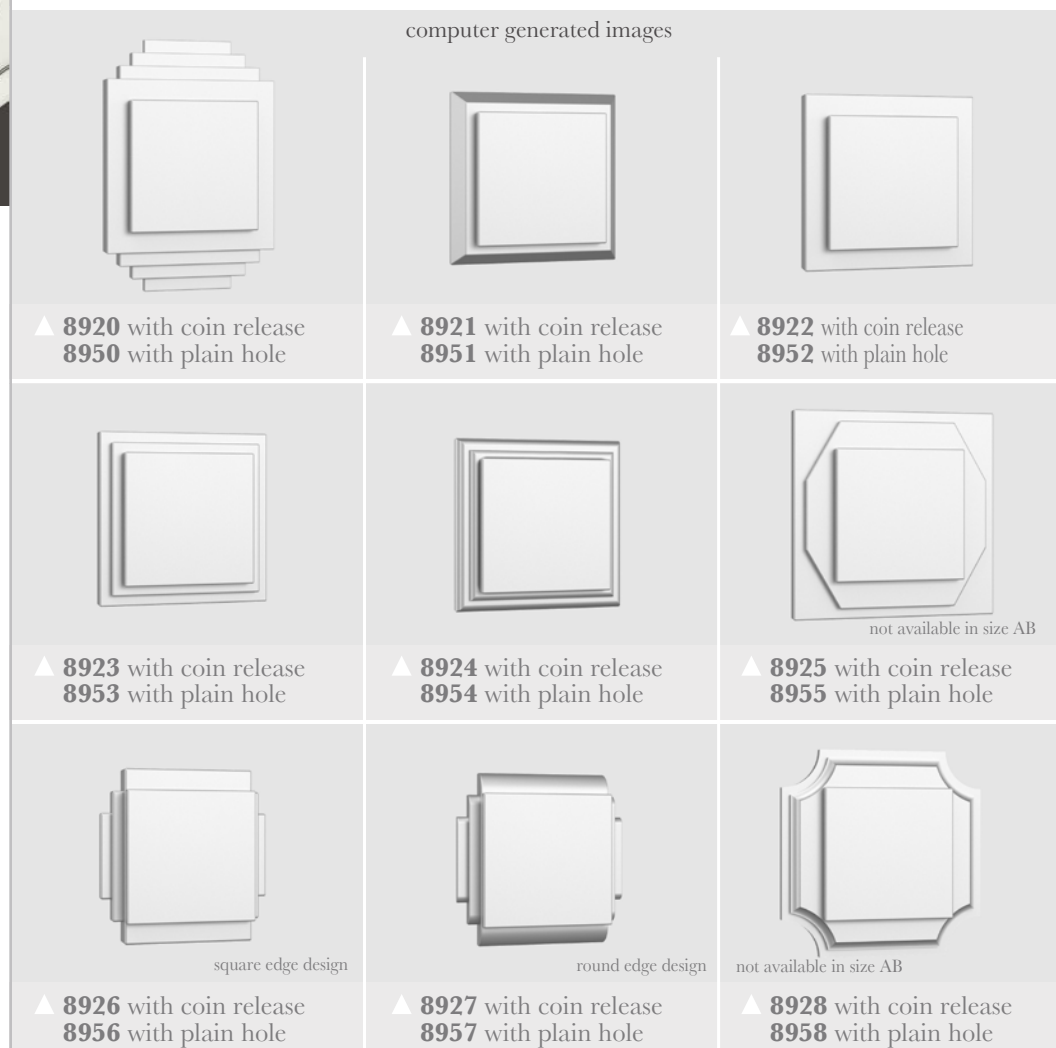
How to Order

- 1) select COIN RELEASE or PLAIN HOLE version (e.g. **8924**)
- 2) add SIZE (e.g. 8924**AA**)
- 3) add FINISH (e.g. 8924AA/**PB**)

Finishes - See our price list or website for finish availability.



Swing Cover with Plain Hole supplied with nickel plated key (see page ST6:070 for dimensions)



Thumb Turns - Face Fixed Square Plates

A Face Fixed Square Plate & Thumb Turn combination with 5mm spindle fitted, offered with nine Square Plate designs - each available in up to four sizes - and over 30 different Thumb Turns.



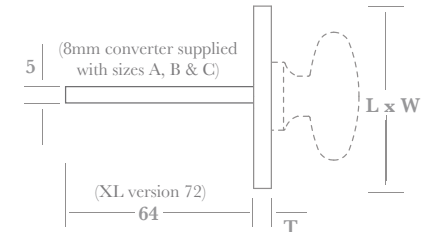
4953A/T66S/IBU



5953B/T61 shown




See pages ST7:130 & 140 for Turn options



	AA	A	B	C
L x W x T	38 x 38 x 5	44 x 44 x 6	54 x 54 x 6	64 x 64 x 6
3253 only	53 x 38 x 5	62 x 44 x 6	72 x 54 x 6	82 x 64 x 6

Custom sizes available upon request - surcharge may apply.



size B shown with T55 turn

▲ 3253



size B shown with T59 turn

▲ 4753



size B shown with T63 turn

▲ 4953



size B shown with T61 turn

▲ 5953



size B shown with T62 turn

▲ 6053



size B shown with T68 turn

▲ 6653



size B shown with T56 turn

▲ 6753 (square edge design)



size B shown with T55 turn

▲ 6853 (round edge design)



size B shown with T66 turn

▲ 8753

Fixings

Size AA supplied with finish matched no.4 x 19mm wood screws.

Sizes A, B & C supplied with finish matched no.6 x 19mm wood screws and 5-8mm converter sleeve.



Release Keys are **not** supplied with Turns - see page ST6:070 to order separately.

How to Order

- 1) select PLATE DESIGN (e.g. **6653**)
- 2) add SIZE (e.g. 6653**B**)
- 3) add TURN CODE & SPINDLE ORIENTATION (e.g. 6653B/**T62S**)
- 4) add FINISH (e.g. 6653B/T62S/**PC**)

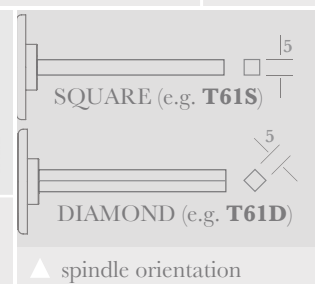
For CLOSET SPINDLE fitted instead of 5mm spindle add CLS (e.g. 6653C/T62S/PC/**CLS**)

NB. If your Turn is to be used along with a Coin Release AND the door thickness is between 66mm and 76mm thick you will need to add XL to your code (e.g. 6653C/T62S/PC/**XL**).

Finishes - See our price list or website for finish availability.



▲ 5-8mm converter sleeve supplied with sizes A, B & C only


▲ **CLS** closet spindle option (see page ST6:070 for dimensions)


▲ spindle orientation

Releases - Face Fixed Square Plates

A Face Fixed Square Plate with Swing Cover/Coin Release options offered in nine designs and four sizes to match up with the Thumb Turns to be found on page ST7:090.

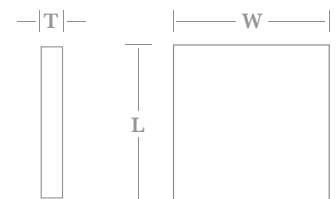
Size AA is only available with code R01 Coin Release.

For sizes A, B & C please see page ST6:040 for Swing Cover/Coin Release options.

5953A/R02/PN



Swing Cover/Coin Release options - see page ST6:040




	AA*	A**	B	C
L x W x T	38 x 38 x 5	44 x 44 x 6	54 x 54 x 6	64 x 64 x 6
3253 only	53 x 38 x 5	62 x 44 x 6	72 x 54 x 6	82 x 64 x 6

* only available with R00 & R01 Releases

** only available with R00, R01 & R02 Releases

Custom sizes available upon request - surcharge may apply.

All images shown below are B size (54mm) with R02 coin release



Fixings

Sizes AA supplied with finish matched no.4 x 19mm wood screws.

Sizes A, B & C supplied with finish matched no.6 x 19mm wood screws.

How to Order

- 1) select PLATE DESIGN (e.g. **5953**)
- 2) add SIZE (e.g. **5953B**)
- 3) **Sizes A, B & C:** add COVER/RELEASE code (e.g. **5953B/R12**)
Size AA: add R01 - this is the only RELEASE option available at these sizes (e.g. **5953AA/R01**)
- 4) add FINISH (e.g. **5953B/R12/PB** or **5953AA/R01/PB**)

Finishes - See our price list or website for finish availability.



Swing Cover with plain hole supplied with nickel plated key (see page ST6:070 for dimensions)

Thumb Turns - Concealed Fix Diamond Plates

A Concealed Fix Diamond Plate & Thumb Turn combination with 5mm spindle fitted, offered with four Diamond Plate designs - each available in five sizes - and over 30 different Thumb Turns.

Please contact us should you require additional information on Thumb Turn combinations.



5904AA/T67S/PN

Fixings

All sizes supplied with subrose, alignment insert, no.4 x 13mm wood screws, assembly key, allen key, and installation instructions. In addition, sizes A, B & C are supplied with a 5-8mm converter sleeve.



Release Keys are **not** supplied with Turns - see page ST6:070 to order separately.


How to Order

- 1) select PLATE DESIGN (e.g. **4704**)
- 2) add SIZE (e.g. 4704**B**)
- 3) add TURN CODE & SPINDLE ORIENTATION (e.g. 4704B/T62S)
- 4) add FINISH (e.g. 4704B/T62S/PC)

For CLOSET SPINDLE fitted instead of 5mm spindle add CLS (e.g. 4704B/T62S/PC/CLS)

NB. If your Turn is to be used along with a Coin Release AND the door thickness is between 66mm and 76mm thick you will need to add XL to your code (e.g. 4704B/T62S/PC/XL).

Finishes - See our price list or website for finish availability.



size B shown with T59 turn

▲ 4704



size B shown with T66 turn

▲ 4904



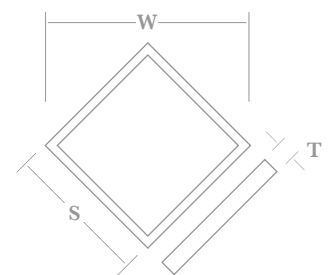
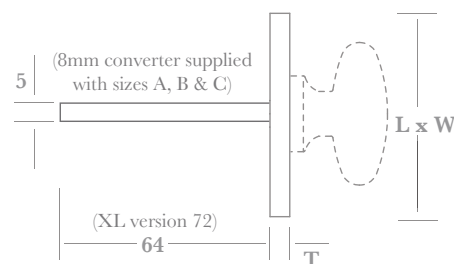
size B shown with T61 turn

▲ 5904



size B shown with T62 turn

▲ 6004



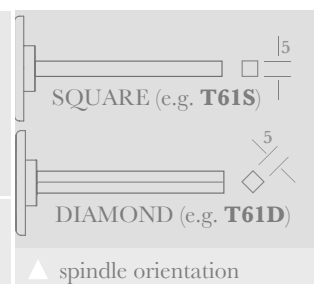
See pages ST7:130 & 140 for Turn options

	AB	AA	A	B	C
S (square)	32	38	44	54	64
W (width)	45	54	62	76	90
T (thickness)	5	5	6	6	6

Custom sizes available upon request - surcharge may apply.



▲ 5-8mm converter sleeve supplied with sizes A, B & C only


▲ **CLS** closet spindle option (see page ST6:070 for dimensions)


▲ spindle orientation

Releases - Concealed Fix Diamond Plates

A Concealed Fix Diamond Plate Swing Cover Release offered in four designs and five sizes to match up with the Thumb Turns to be found on page ST7:105.

Beneath the Swing Cover we offer a choice of either a plain hole to accept a release key or a coin release as shown.



Fixings

Sizes AB & AA supplied with finish matched no.4 x 19mm wood screws.

Sizes A, B & C supplied with finish matched no.6 x 19mm wood screws.

How to Order

- 1) select COIN RELEASE or PLAIN HOLE VERSION (e.g. **8932**)
- 2) add SIZE (e.g. **8932B**)
- 3) add FINISH (e.g. **8932B/PB**)

Finishes - See our price list or website for finish availability.



Swing Cover Releases supplied with nickel plated key (see page ST6:070 for dimensions)

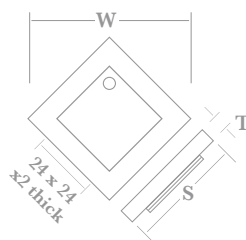
computer generated images (AA size shown)

▲ **8930** with coin release
▲ **8960** with plain hole

▲ **8931** with coin release
▲ **8961** with plain hole

▲ **8932** with coin release
▲ **8962** with plain hole

▲ **8933** with coin release
▲ **8963** with plain hole



▲ **coin release version**



▲ **plain hole version**

	AB	AA	A	B	C
S (square)	32	38	44	54	64
W (width)	45	54	62	76	90
T (thickness)	5	5	6	6	6

Custom sizes available upon request - surcharge may apply.

Thumb Turns - Face Fixed Diamond Plates

A Face Fixed Diamond Plate & Thumb Turn combination with 5mm spindle fitted, offered with four Diamond Plate designs - each available in five sizes - and over 30 different Thumb Turns.

Please contact us should you require additional information on Thumb Turn combinations.



Fixings

Sizes AB & AA supplied with finish matched no.4 x 19mm wood screws.

Sizes A, B & C supplied with finish
matched no.6 x 19mm wood screws and
5-8mm converter sleeve.



Release Keys are **not** supplied with Turns - see page ST6:070 to order separately.

How to Order

- 1) select PLATE DESIGN (c.g. **4754**)
- 2) add SIZE (c.g. 4754**B**)
- 3) add TURN CODE & SPINDLE ORIENTATION (c.g. 4754B/**T62S**)
- 4) add FINISH (c.g. 4754B/T62S/**PC**)

For CLOSET SPINDLE fitted instead of 5mm spindle add **CLS**
(e.g. 4754B/T62S/PC/**CLS**)

NB. If your Turn is to be used along with a Coin Release AND the door thickness is between 66mm and 76mm thick you will need to add XL to your code (e.g. 4754B/T62S/PC/**XL**).


Finishes - See our price list or website for finish availability.




size B shown with T59 turn



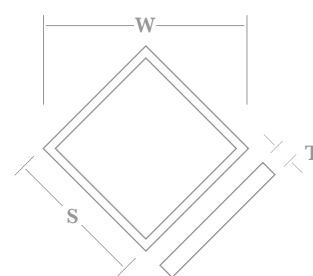
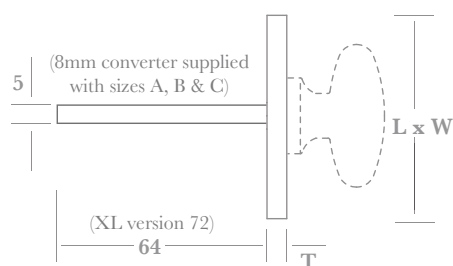
size B shown with T66 turn



size B shown with T61 turn




size B shown with T62 turn



See pages ST7:130 & 140 for Turn options

	AB	AA	A	B	C
S (square)	32	38	44	54	64
W (width)	45	54	62	76	90
T (thickness)	5	5	6	6	6

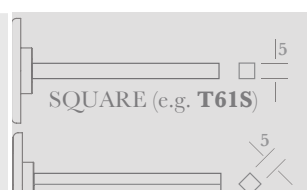
Custom sizes available upon request - surcharge may apply.



▲ 5-8mm converter sleeve supplied with sizes A, B & C only



▲ **CLS** closet spindle
option (see page ST6:070
for dimensions)




▲ spindle orientation

Releases - Face Fixed Diamond Plates

A Face Fixed Diamond Plate with Swing Cover/Coin Release options offered in four designs and five sizes to match up with the Thumb Turns to be found on page ST7:110.

Sizes AB & AA are only available with code R01 coin Release.

For sizes A, B & C please see page ST6:040 for Swing Cover/Coin Release options.



6054A/R02/IBU

all images shown below are B size (54mm) with R02 Coin Release



▲ 4754

▲ 4954



▲ 5954

▲ 6054

Fixings

Sizes AB & AA supplied with finish matched no.4 x 19mm wood screws.

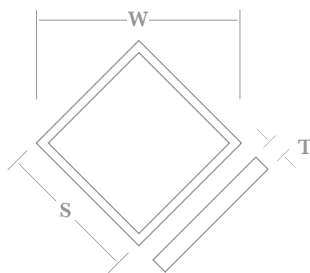
Sizes A, B & C supplied with finish matched no.6 x 19mm wood screws.

How to Order

- 1) select PLATE DESIGN (e.g. **5954**)
- 2) add SIZE (e.g. 5954**B**)
- 3) **Sizes A, B & C:** add COVER/RELEASE code (e.g. 5954B/**R12**)
Sizes AA & AB: add R01 - this is the only RELEASE option available at these sizes (e.g. 5954AA/**R01**)
- 4) add FINISH (e.g. 5954B/R12/**PB** or 5954AA/R01/**PB**).

Finishes - See our price list or website for finish availability.

Swing Cover/Coin Release options - see page ST6:040



	AB*	AA*	A	B	C
S (square)	32	38	44	54	64
W (width)	45	54	62	76	90
T (thickness)	5	5	6	6	6

* only available with R01 Coin Release

Custom sizes available upon request - surcharge may apply.



Swing Cover Releases supplied with nickel plated key (see page ST6:070 for dimensions)

Thumb Turn Options

▲ T51†		▲ T61◇		▲ T65◇	
▲ T53†		▲ T66◇		▲ T54†	
▲ T52†		▲ T62◇		▲ T68◇	
▲ T55† 30(H) x 17(W) x 27(P) T72† 25(H) x 13(W) x 21(P)		▲ T56† 30(H) x 17(W) x 27(P) T73† 25(H) x 13(W) x 21(P)		▲ T63†	
▲ T57		▲ T58		▲ T69†	
▲ T92†					


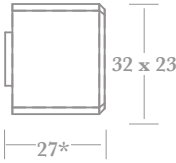

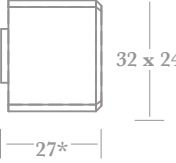



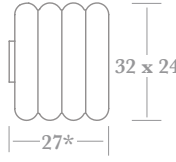

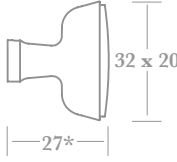

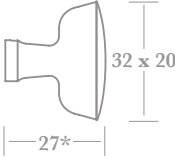

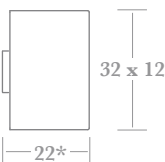

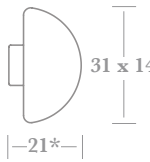

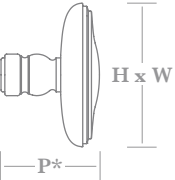

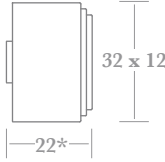

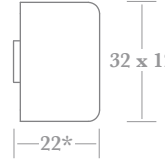

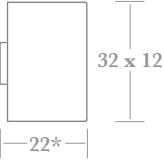

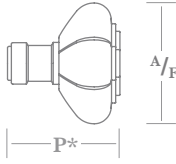

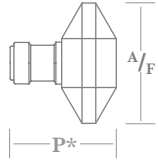


SPINDLE ORIENTATION	
▲ S Square (e.g. T61S)	▲ D Diamond (e.g. T61D)

† Turn design not suitable for use with 38mm Ø rosettes (page ST7:050).

◇ Turn design not suitable for use with 32mm Ø rosettes (page ST7:070).

* Total projection: add 7mm for rosette & 6mm for plate.



Thumb Turn Options

  <p>▲ T59†</p>	  <p>▲ T60†</p>	  <p>▲ T75†</p>
  <p>computer generated image</p> <p>▲ T76†</p>	  <p>▲ T74†</p>	  <p>▲ T77†</p>
  <p>▲ T89†</p>	  <p>▲ T67†</p>	  <p>▲ T79† 38(H) x 21(W) x 26(P) ▲ T78† 30(H) x 17(W) x 24(P)</p>
  <p>▲ T86†</p>	  <p>▲ T87†</p>	  <p>▲ T88†</p>
  <p>▲ T82† 32(A/F) x 30(P) ▲ T81† 25(A/F) x 25(P)</p>	  <p>▲ T84† 32(A/F) x 28(P) ▲ T83† 25(A/F) x 23(P)</p>	  <p>▲ T64</p>

† Turn design not suitable for use with 38mm Ø rosettes (page ST7:050).

◇ Turn design not suitable for use with 32mm Ø rosettes (page ST7:070).

* Total projection: add 7mm for rosette & 6mm for plate.

SPINDLE ORIENTATION	
 <p>▲ S Square (e.g. T61S)</p>	 <p>▲ D Diamond (e.g. T61D)</p>

Additional Turns, Releases & Escutcheons

Available in the Door Furniture sections DF5 & DF6.

